

ANZ-Roy Morgan Australian Consumer Confidence Media Release

19 March 2024



This is not personal advice. It does not consider your financial situation or goals. Please refer to the Important Notice.

Contributors

Madeline Dunk

Economist

Madeline.Dunk@anz.com**Arindam Chakraborty**

Economist

Arindam.Chakraborty@anz.com**Adam Boyton**

Head of Australian Economics

Adam.Boyton@anz.com

Contact

research@anz.com

X (Twitter)

[@ANZ_Research](https://twitter.com/ANZ_Research)Series available at **Bloomberg**

AU: ALLX AUANZ <GO>

NZ: ALLX NZANZ <GO>

Previous reports available to subscribers on [ANZ Research](#)

*From 3 January 2022, the interviews for the consumer confidence survey have taken place Monday to Sunday. Previously they were done at the weekend (Saturday and Sunday).

Consumer confidence: inflation expectations decline to a two-year low

- Consumer confidence was broadly unchanged last week, falling just 0.5pts. The four-week moving average declined 0.3pts.
- 'Weekly inflation expectations' fell 0.1ppt to 4.8%, and the four-week moving average dipped to 4.9%.
- The financial conditions subindices declined. 'Current financial conditions' fell by 0.6pts and 'Future financial conditions' dropped 3.8pts after rising 4.4pts the week before.
- 'Short term economic confidence' (about the economic outlook over the next 12 months) was mostly stable. 'Medium term economic confidence' (about the economic outlook over the next five years) rose 0.9pts.
- The 'time to buy a major household item' subindex gained 0.8pts.

ANZ-Roy Morgan Consumer Confidence and inflation expectations

Last week (11–17 Mar)	Weekly change, pts	Four-week average	Monthly average since 1990	Inflation expectations (four-week ma)
81.7	-0.5	82.0	110.6	4.9%

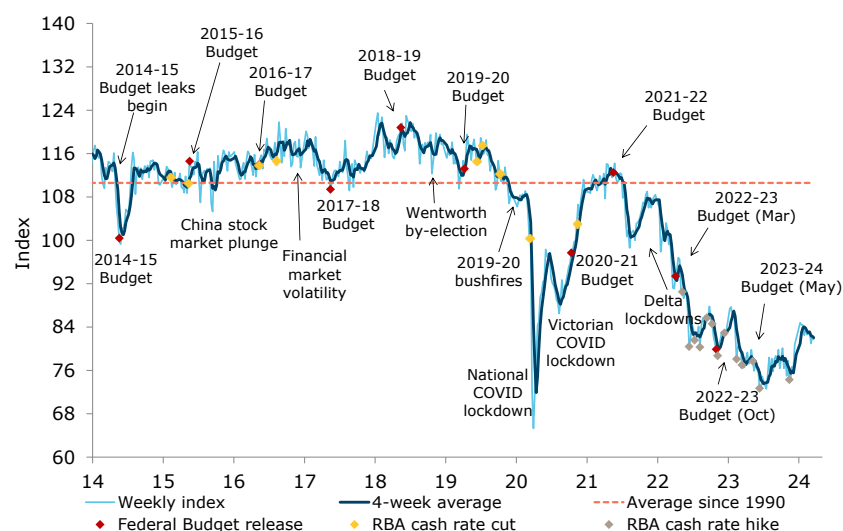
The weekly ANZ-Roy Morgan Australian Consumer Confidence Rating is based on 1,502 interviews conducted online and over the telephone during the week to Sunday.* Not seasonally adjusted. Further data history on page 6.

ANZ Economist, Madeline Dunk, commented:

ANZ-Roy Morgan Australian Consumer Confidence was broadly unchanged last week. Meanwhile, inflation expectations fell to their lowest level since February 2022. This is likely to be welcomed by the RBA, given the Board's focus on inflation expectations remaining anchored.

Confidence amongst households paying off a mortgage declined 6.4pts to its lowest level this year, despite expectations the RBA will keep the cash rate on hold today. Confidence amongst renters remains weak, declining 1.8pts. The situation is a little better for those who own their home outright, with confidence rising 5.5pts.

Consumer confidence fell 0.5pts last week

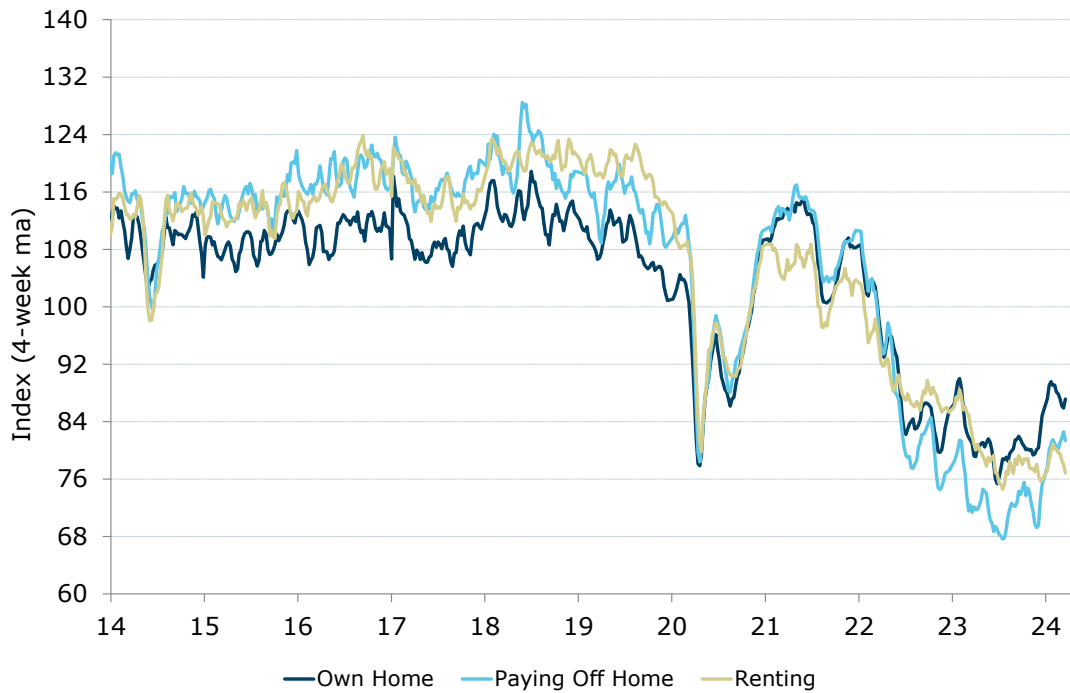


Source: ANZ-Roy Morgan, ANZ Research



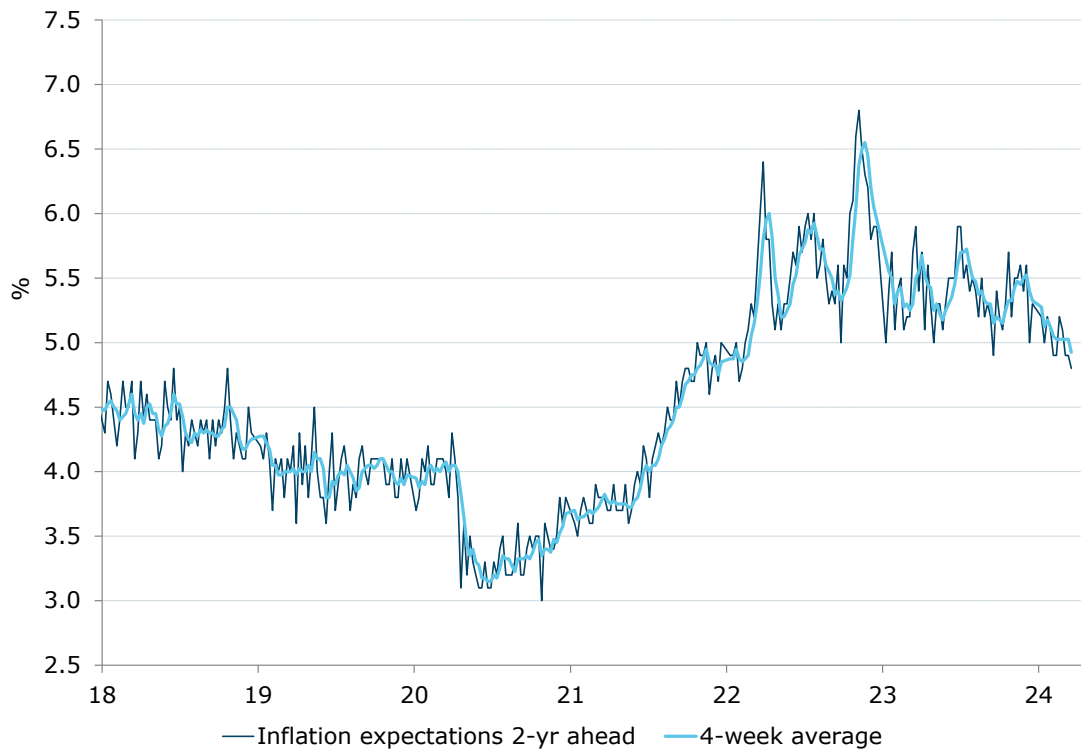
Charts

Figure 1. Four-week moving average of consumer confidence, by housing cohorts



Source: ANZ-Roy Morgan

Figure 2. 'Weekly inflation expectations' four-week moving average fell 0.1ppt to 4.9%

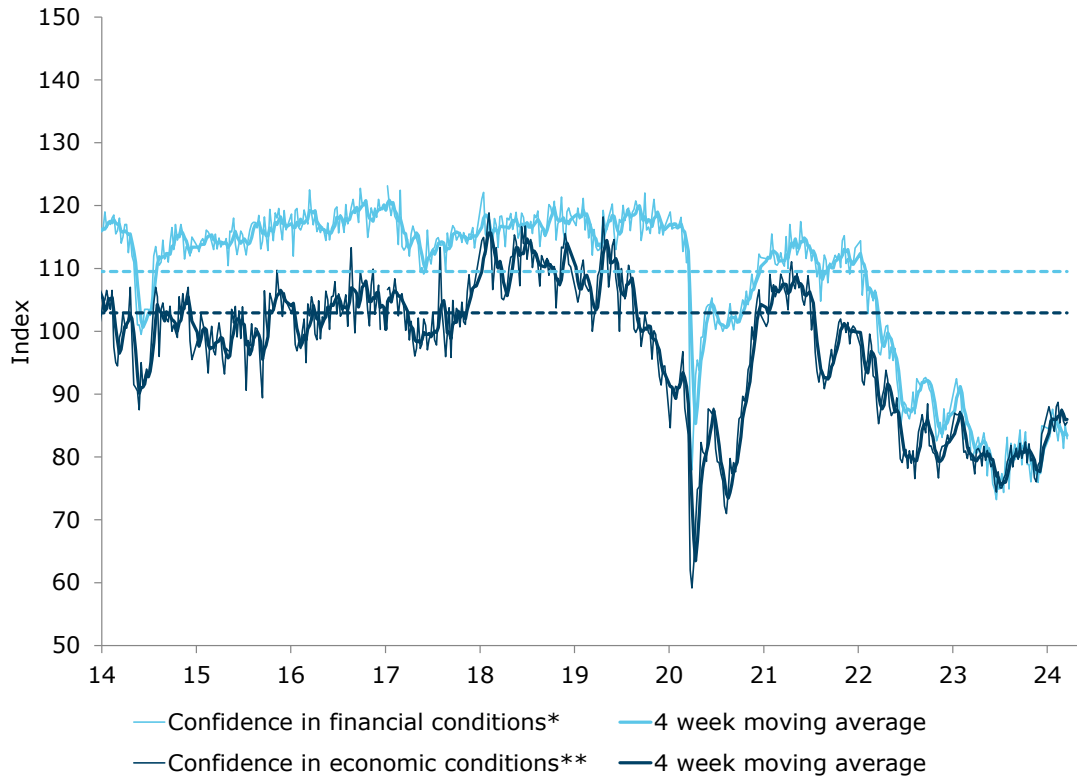


Source: ANZ-Roy Morgan



Charts

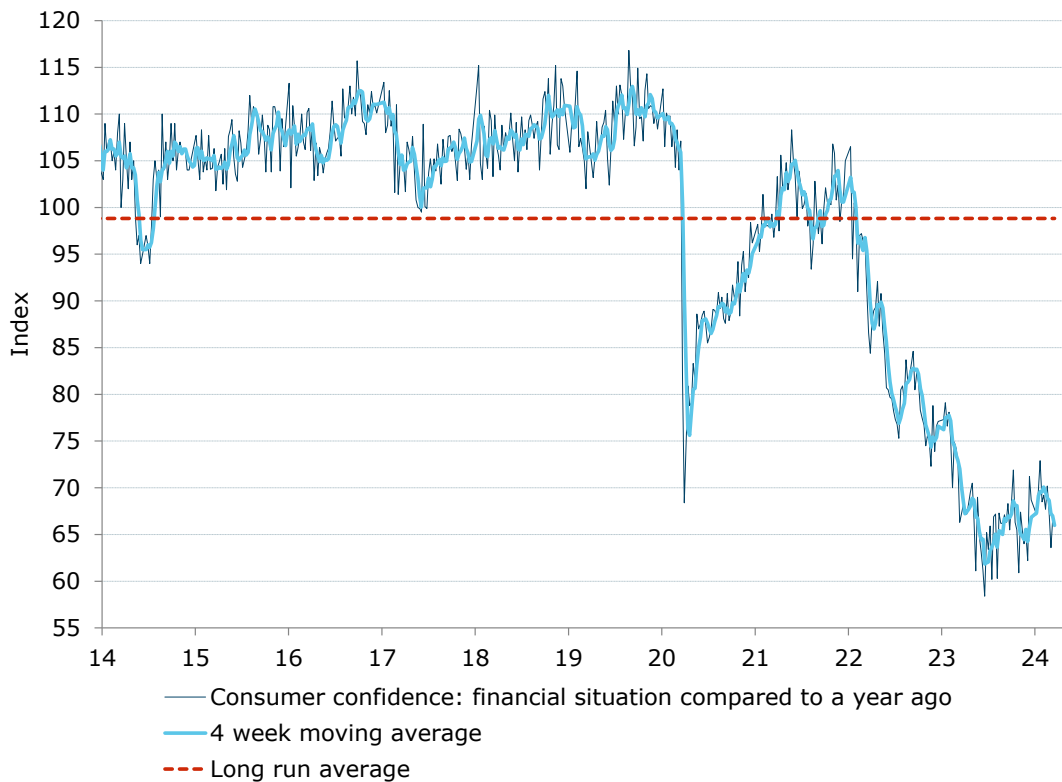
Figure 3. Confidence in economic conditions improved while financial conditions declined



Source: ANZ-Roy Morgan

*Financial conditions index is an average of 'financial situation compared to a year ago' and 'financial situation next year' subindices. **Economic conditions index is the average of the 'economic conditions in 12 months' and 'economic conditions in five years' subindices.

Figure 4. 'Current financial conditions' fell 0.6pts

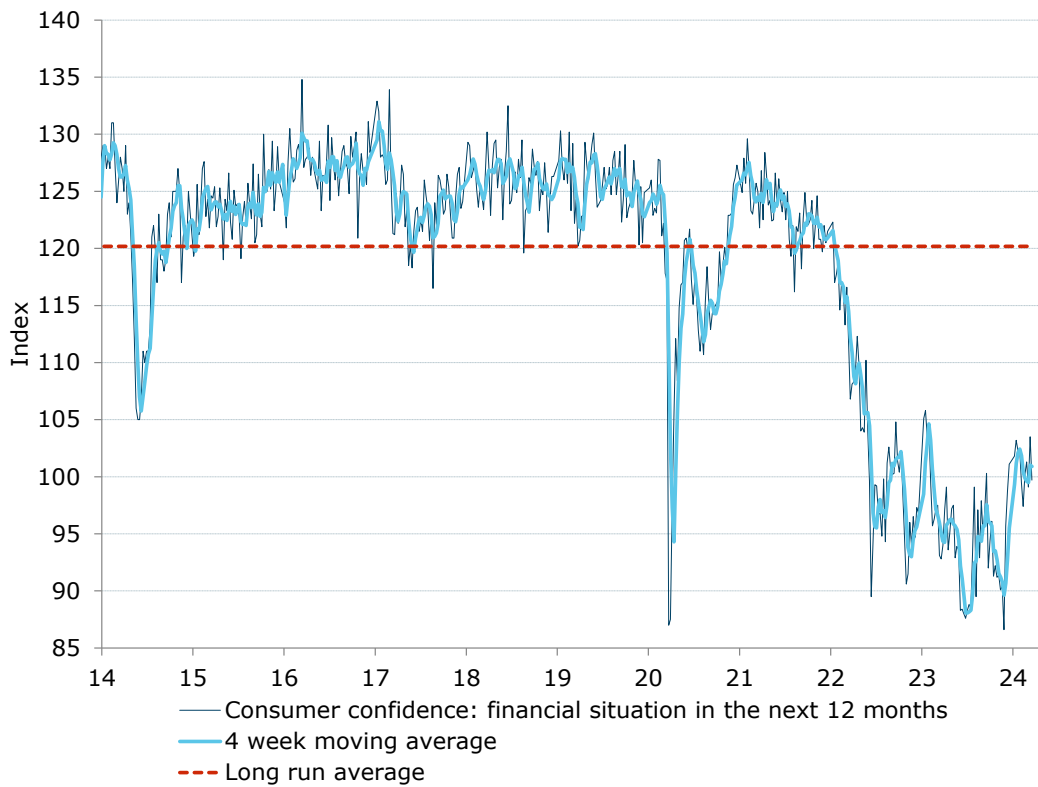


Source: ANZ-Roy Morgan



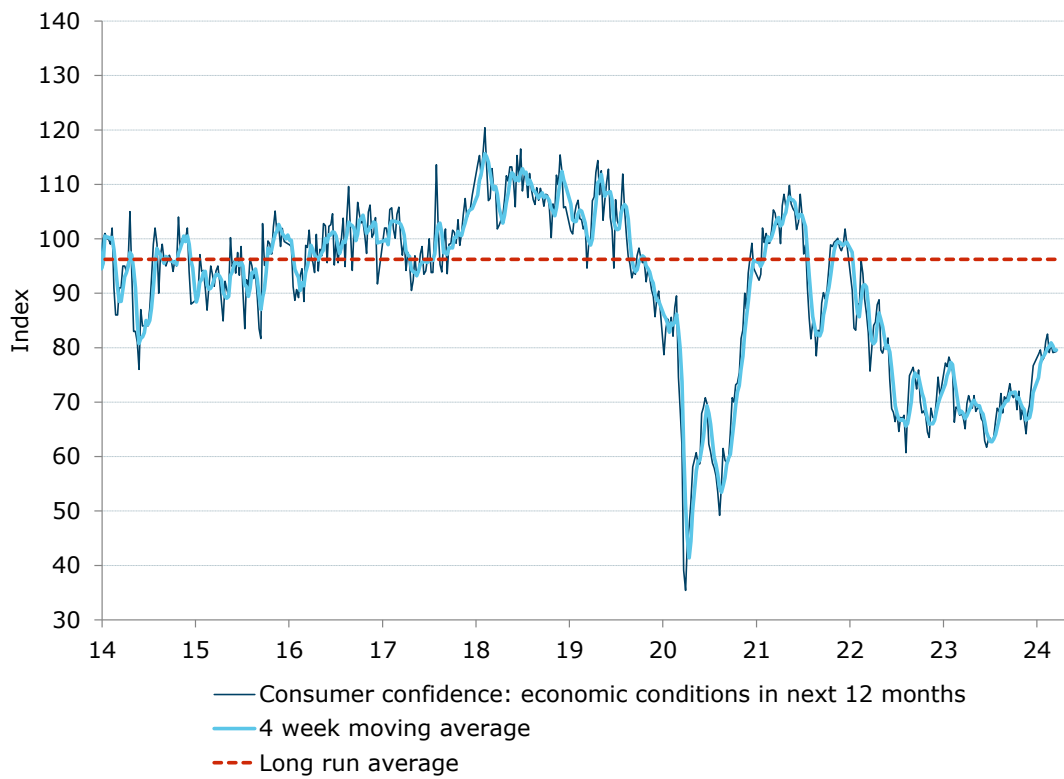
Charts

Figure 5. 'Future financial conditions' dropped 3.8pts



Source: ANZ-Roy Morgan

Figure 6. 'Short term economic confidence' was broadly unchanged

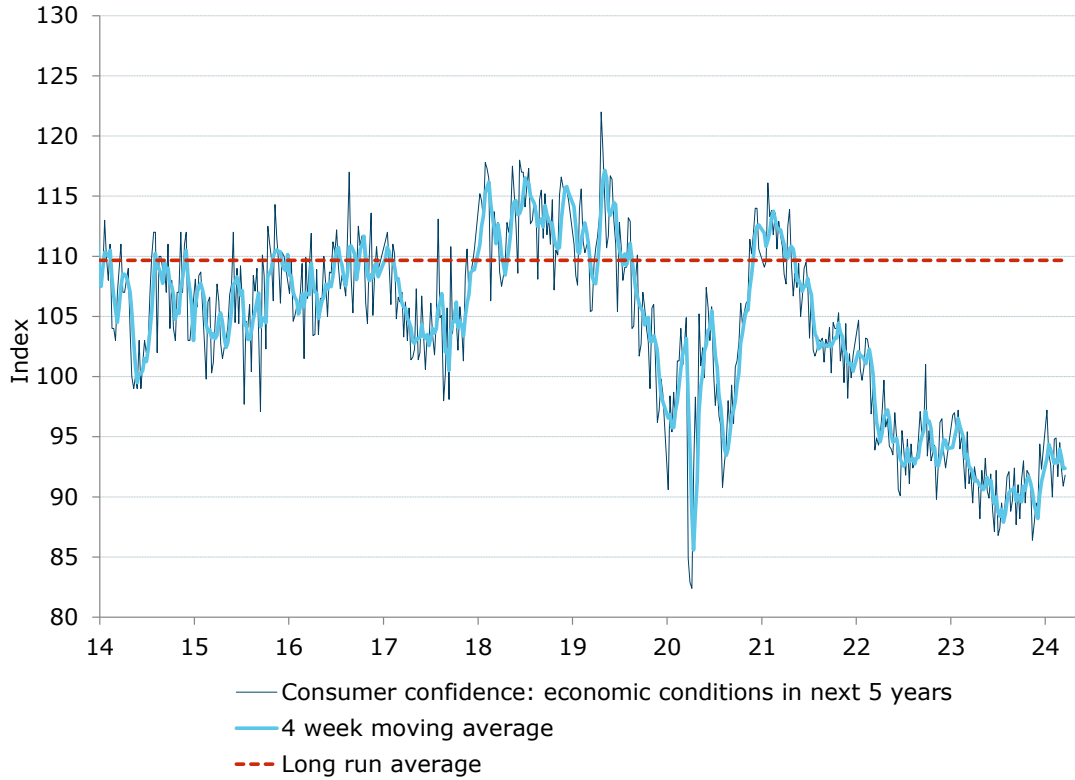


Source: ANZ-Roy Morgan



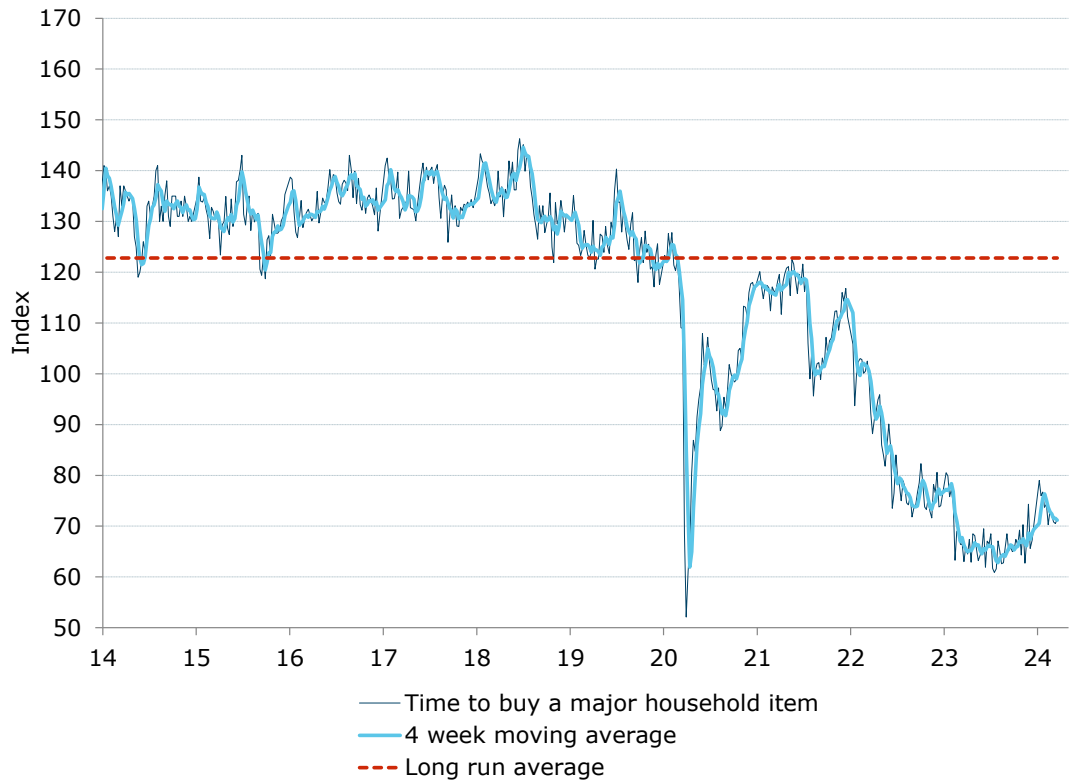
Charts

Figure 7. 'Medium term economic confidence' increased by 0.9pts



Source: ANZ-Roy Morgan

Figure 8. 'Time to buy a major household item' rose 0.8pts



Source: ANZ-Roy Morgan



Data table

Table 1. ANZ-Roy Morgan Australian Consumer Confidence

	Headline index		Subindices				Inflation expectations	
	Last week	4-week moving average	1. Financial situation compared to a year ago	2. Financial situation next year	3. Economic conditions next year	4. Economic conditions next 5 years	5. Time to buy a major household item	6. Inflation expectations 2-year ahead (%)
Avg since 2001	115	-	102	124	103	113	132	-
2010 avg	124	-	101	127	124	130	139	5.7
2011 avg	114	-	97	117	101	116	140	6.0
2012 avg	113	-	99	118	97	113	138	5.8
2013 avg	119	-	104	128	106	118	139	5.0
2014 avg	111	-	104	121	94	106	132	4.9
2015 avg	112	-	107	124	94	106	131	4.4
2016 avg	115	-	109	127	99	108	134	4.1
2017 avg	114	-	105	124	100	105	135	4.4
2018 avg	119	-	108	126	109	113	135	4.4
2019 avg	114	-	109	126	101	109	126	4.0
2020 avg	96	-	92	117	69	100	102	3.5
2021 avg	108	-	101	123	98	106	113	4.2
2022 avg	89	-	84	103	76	96	84	5.6
8-Jan-23	87.4	83.9	77.3	105.1	77.2	96.8	80.5	5.0
15-Jan-23	87.7	85.1	79.1	105.8	76.5	97.0	79.9	5.4
22-Jan-23	85.9	85.9	76.6	103.5	78.3	95.1	75.8	5.7
29-Jan-23	86.8	87.0	78.1	104.1	77.3	97.2	77.2	5.1
5-Feb-23	83.6	86.0	74.9	99.4	75.6	94.0	74.3	5.4
12-Feb-23	78.1	83.6	70.0	95.7	66.3	95.2	63.3	5.5
19-Feb-23	80.4	82.2	74.9	96.3	69.1	92.8	69.0	5.1
26-Feb-23	80.0	80.5	74.2	97.2	68.8	90.7	69.1	5.2
5-Mar-23	79.9	79.6	72.7	97.5	67.6	95.4	66.4	5.2
12-Mar-23	77.0	79.3	66.3	93.1	67.9	91.1	66.5	5.7
19-Mar-23	76.5	78.4	67.2	92.8	67.2	92.1	63.0	5.9
26-Mar-23	76.6	77.5	68.2	94.0	65.1	89.5	65.9	5.4
2-Apr-23	78.2	77.1	67.2	97.1	69.7	92.5	64.5	5.7
9-Apr-23	79.3	77.7	67.2	99.1	71.2	91.5	67.4	5.1
16-Apr-23	77.2	77.8	68.3	93.6	70.0	91.4	62.9	5.6
23-Apr-23	78.0	78.2	69.5	95.2	68.9	88.2	68.5	5.3
30-Apr-23	79.8	78.6	70.5	97.2	71.2	92.2	68.1	5.0
7-May-23	77.7	78.2	66.5	97.5	68.3	90.6	65.4	5.3
14-May-23	75.9	77.9	61.1	92.9	68.9	93.2	63.2	5.3
21-May-23	77.3	77.7	69.0	93.9	69.0	90.5	64.2	5.1
28-May-23	76.2	76.8	64.7	93.6	67.0	89.9	65.5	5.3
4-Jun-23	75.8	76.3	63.1	88.3	66.4	91.9	69.5	5.5
11-Jun-23	72.7	75.5	61.2	88.4	62.9	88.8	61.9	5.5
18-Jun-23	72.4	74.3	58.4	88.0	61.7	87.1	67.0	5.5
25-Jun-23	74.9	74.0	65.2	87.6	63.1	92.2	66.5	5.9
2-Jul-23	74.1	73.5	63.4	88.3	63.4	86.8	68.5	5.9
9-Jul-23	73.3	73.7	65.9	88.8	62.7	87.4	61.7	5.5
16-Jul-23	72.6	73.7	60.2	88.5	63.6	89.5	60.9	5.6
23-Jul-23	75.2	73.8	66.9	93.4	66.5	87.9	61.6	5.4
30-Jul-23	78.4	74.9	67.2	99.1	68.9	89.6	67.1	5.5
6-Aug-23	75.0	75.3	60.3	89.5	68.2	91.7	65.1	5.4
13-Aug-23	78.2	76.7	67.3	97.1	71.6	92.1	62.6	5.2
20-Aug-23	75.8	76.9	66.2	92.9	68.0	88.8	62.8	5.5
27-Aug-23	78.1	76.8	66.2	97.9	71.0	89.7	65.8	5.2
3-Sep-23	78.7	77.7	67.1	94.9	70.4	92.4	68.5	5.3
10-Sep-23	77.6	77.6	66.3	97.1	71.6	87.7	65.2	5.2
17-Sep-23	79.8	78.6	68.3	100.3	73.4	91.0	65.8	4.9
24-Sep-23	76.4	78.1	65.5	92.0	71.4	88.2	65.0	5.4
1-Oct-23	78.2	78.0	68.7	94.4	70.8	91.4	65.3	5.2
8-Oct-23	80.1	78.6	71.9	96.1	71.8	93.0	67.4	5.1
15-Oct-23	76.4	77.8	66.3	91.3	68.6	89.5	66.3	5.3
22-Oct-23	78.2	78.2	65.5	92.2	72.0	92.2	69.2	5.7
29-Oct-23	75.0	77.4	60.9	91.2	66.8	91.9	64.3	5.2
5-Nov-23	77.8	76.9	67.4	91.4	68.7	91.1	70.3	5.5
12-Nov-23	74.3	76.3	65.5	90.1	67.0	86.4	62.7	5.5
19-Nov-23	74.7	75.5	64.0	90.4	64.2	87.9	67.2	5.6
26-Nov-23	76.7	75.9	65.3	86.6	67.9	89.5	74.3	5.4
3-Dec-23	76.4	75.5	62.2	95.7	69.5	89.0	65.6	5.6
10-Dec-23	80.8	77.2	71.2	98.7	72.9	94.4	67.2	5.0
17-Dec-23	81.8	78.9	68.7	101.1	76.7	92.3	70.3	5.3
7-Jan-24	84.8	81.0	67.1	101.8	78.8	97.2	79.0	5.2
14-Jan-24	84.4	83.0	69.7	103.2	79.6	93.6	76.0	5.0
21-Jan-24	84.4	83.9	72.9	102.3	77.6	92.7	76.7	5.2
28-Jan-24	82.5	84.0	68.5	102.4	78.1	90.0	73.7	5.1
4-Feb-24	83.8	83.8	69.2	99.5	81.2	94.8	74.3	4.9
11-Feb-24	82.6	83.3	67.7	97.4	82.5	94.9	70.3	4.9
18-Feb-24	82.8	82.9	70.2	100.2	79.1	91.7	72.9	5.2
25-Feb-24	83.2	83.1	67.5	101.3	80.7	94.5	72.1	5.1
3-Mar-24	81.0	82.4	63.6	99.1	79.1	92.3	70.8	4.9
10-Mar-24	82.2	82.3	66.7	103.5	79.2	90.9	70.5	4.9
17-Mar-24	81.7	82.0	66.1	99.7	79.3	91.8	71.3	4.8

Source: ANZ-Roy Morgan



Important notice

[4 April 2019]

This publication is published by Australia and New Zealand Banking Group Limited ABN 11 005 357 522 (ANZBGL) in Australia. This publication is intended as thought-leadership material. It is not published with the intention of providing any direct or indirect recommendations relating to any financial product, asset class or trading strategy.

The information in this publication is not intended to influence any person to make a decision in relation to a financial product or class of financial products. It is general in nature and does not take account of the circumstances of any individual or class of individuals. Nothing in this publication constitutes a recommendation, solicitation or offer by ANZBGL or its branches or subsidiaries (collectively "ANZ") to you to acquire a product or service, or an offer by ANZ to provide you with other products or services. All information contained in this publication is based on information available at the time of publication. While this publication has been prepared in good faith, no representation, warranty, assurance or undertaking is or will be made, and no responsibility or liability is or will be accepted by ANZ in relation to the accuracy or completeness of this publication or the use of information contained in this publication. ANZ does not provide any financial, investment, legal or taxation advice in connection with this publication.