

# ANZ-Roy Morgan Australian Consumer Confidence Media Release

2 July 2024



This is not personal advice. It does not consider your financial situation or goals. Please refer to the Important Notice.

## Contributors

### Madeline Dunk

Economist

[Madeline.Dunk@anz.com](mailto:Madeline.Dunk@anz.com)

### Adam Boyton

Head of Australian Economics

[Adam.Boyton@anz.com](mailto:Adam.Boyton@anz.com)

## Contacts

Previous reports available to subscribers on [ANZ Research](#)

## Update subscription preferences

[www.research.anz.com](http://www.research.anz.com)

## Bloomberg

AU: ALLX AUANZ &lt;GO&gt;

NZ: ALLX NZANZ &lt;GO&gt;

## X

[@ANZ\\_Research](https://twitter.com/ANZ_Research)

Listen to our [daily podcast](#)



## Add RSS feed

<https://feeds.megaphone.fm/TSO2898809644>

\*From 3 January 2022, the interviews for the consumer confidence survey have taken place Monday to Sunday. Previously they were done at the weekend (Saturday and Sunday).

## Consumer confidence: inflation expectations pick up

- Consumer confidence rose 0.9pts last week to 81.3pts. The four-week moving average was up 0.2pts to 79.8pts.
- 'Weekly inflation expectations' rose 0.4pts to 5.2%, while the four-week moving average increased 0.1pts but remained at a (rounded) 4.9%.
- 'Current financial conditions' (over last year) rose 3.1pts and 'future financial conditions' (next 12 months) increased 0.3pts.
- 'Short-term economic confidence' (next 12 months) fell 2.3pts, while 'medium-term economic confidence' (next five years) rose 1.2pts
- The 'time to buy a major household item' subindex increased 2.2pts.

## ANZ-Roy Morgan Consumer Confidence and inflation expectations

Last week (24–30 Jun)	Weekly change, pts	Four-week average	Monthly average since 1990	Inflation expectations (four-week ma)
81.3	+0.9	79.8	110.4	4.9%

The weekly ANZ-Roy Morgan Australian Consumer Confidence Rating is based on 1,511 interviews conducted online and over the telephone during the week to Sunday.

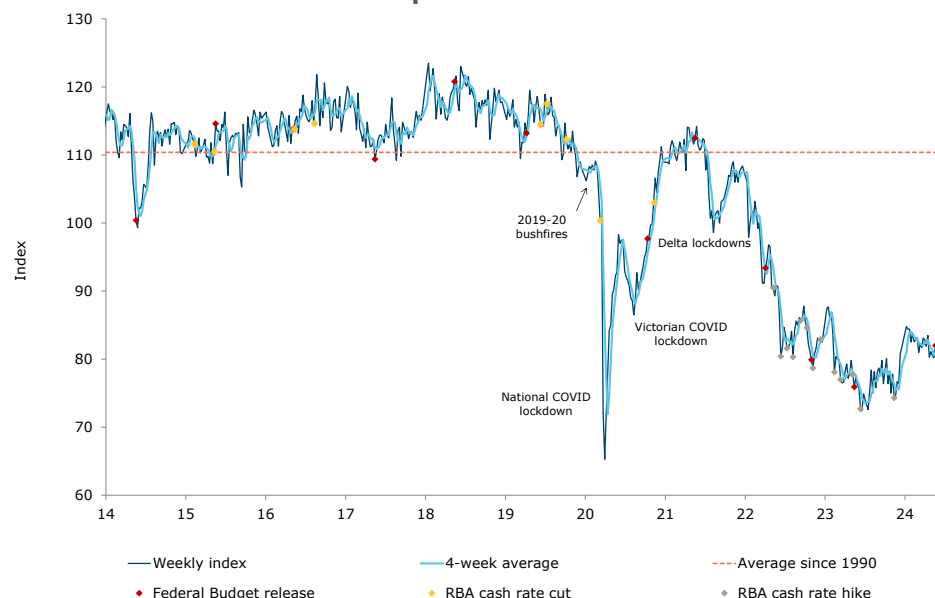
\*Not seasonally adjusted. Further data history on page 6.

## ANZ Economist, Madeline Dunk, commented:

ANZ-Roy Morgan Australian Consumer Confidence increased 0.9pts last week. Notably, inflation expectations recorded their largest weekly increase in nine months following the stronger than expected monthly CPI result. As a result, inflation expectations are sitting at a two-month high of 5.2%.

The 'time to buy a major household item' subindex rose for the third week in a row and is up 7.9pts over the last month. This may be linked to end-of-financial year sales, which began in early June as retailers try to attract price-sensitive householders to purchase discounted products.

## Consumer confidence rose 0.9pts last week

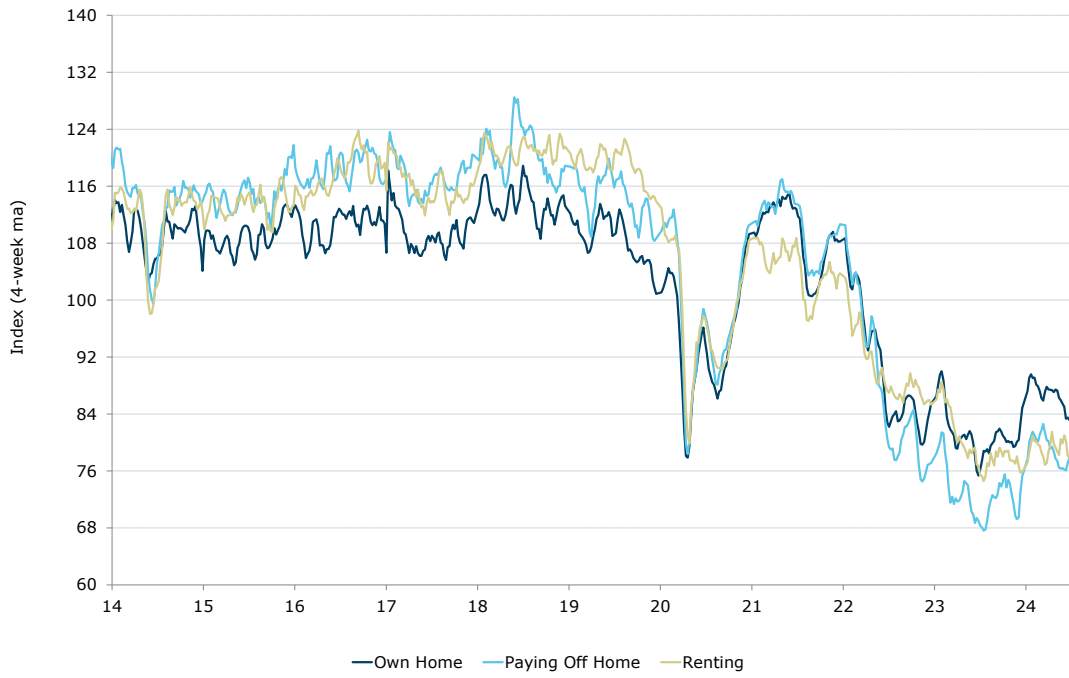


Source: ANZ-Roy Morgan, ANZ Research



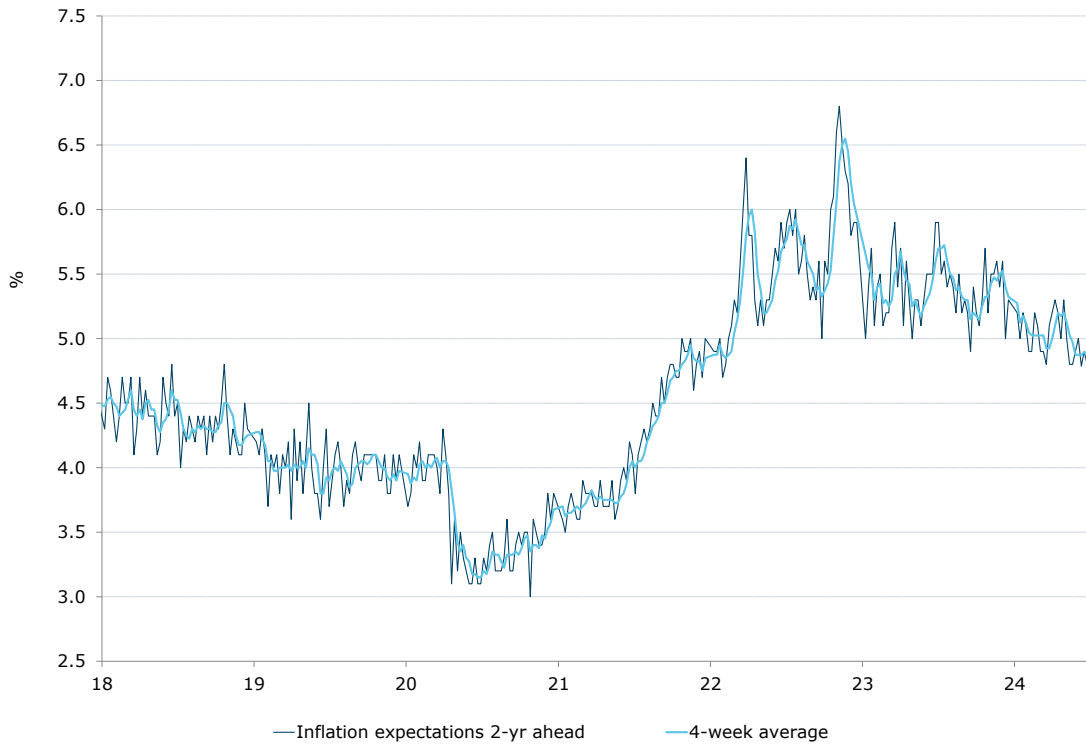
# Charts

**Figure 1. Four-week moving average of consumer confidence, by housing cohort**



Source: ANZ-Roy Morgan

**Figure 2. 'Weekly inflation expectations' increased 0.4ppt to 5.2%**

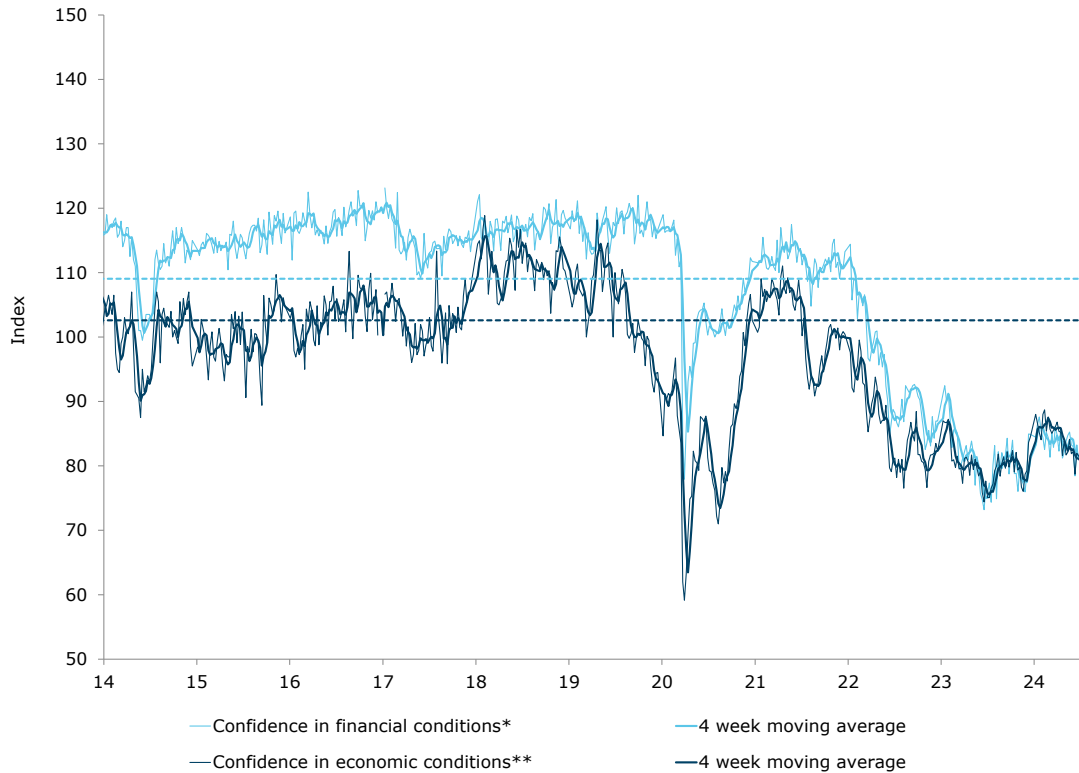


Source: ANZ-Roy Morgan



## Charts

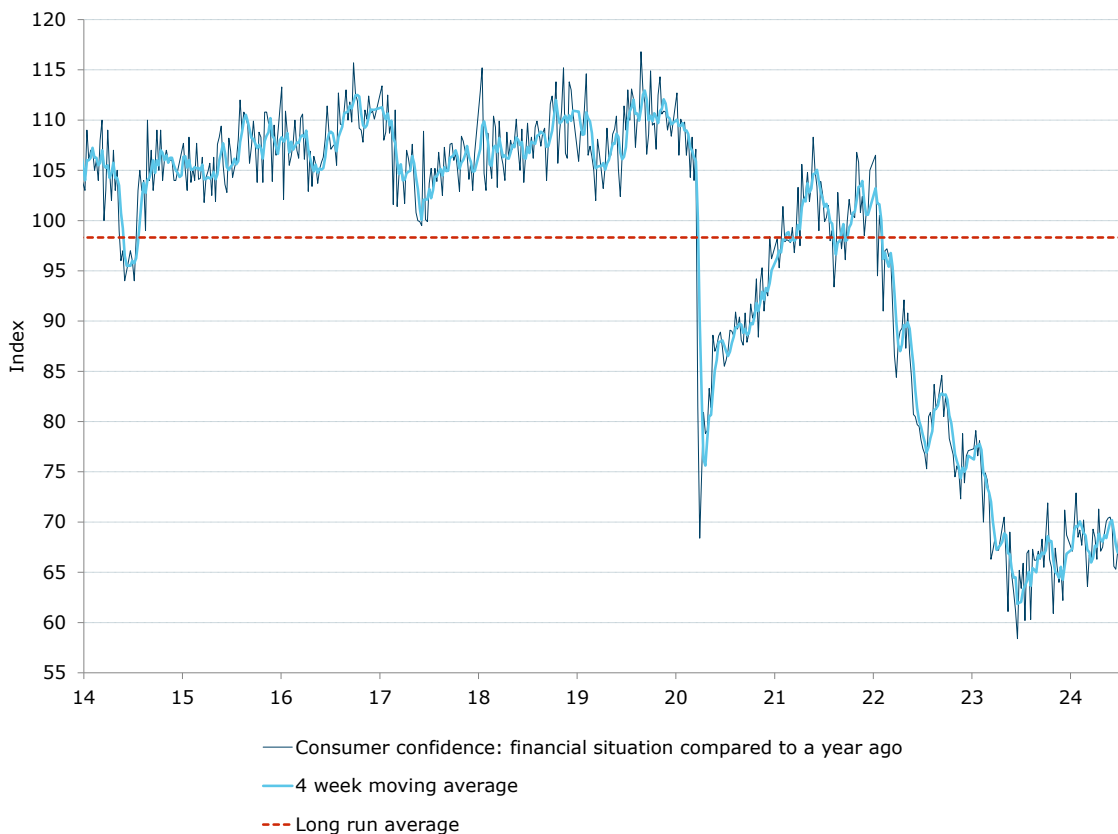
**Figure 3. Confidence in financial conditions increased, but confidence in the economy fell**



Source: ANZ-Roy Morgan

\*Financial conditions index is an average of 'financial situation compared to a year ago' and 'financial situation next year' subindices. \*\*Economic conditions index is the average of the 'economic conditions in 12 months' and 'economic conditions in five years' subindices.

**Figure 4. 'Current financial conditions' rose 3.1pts**

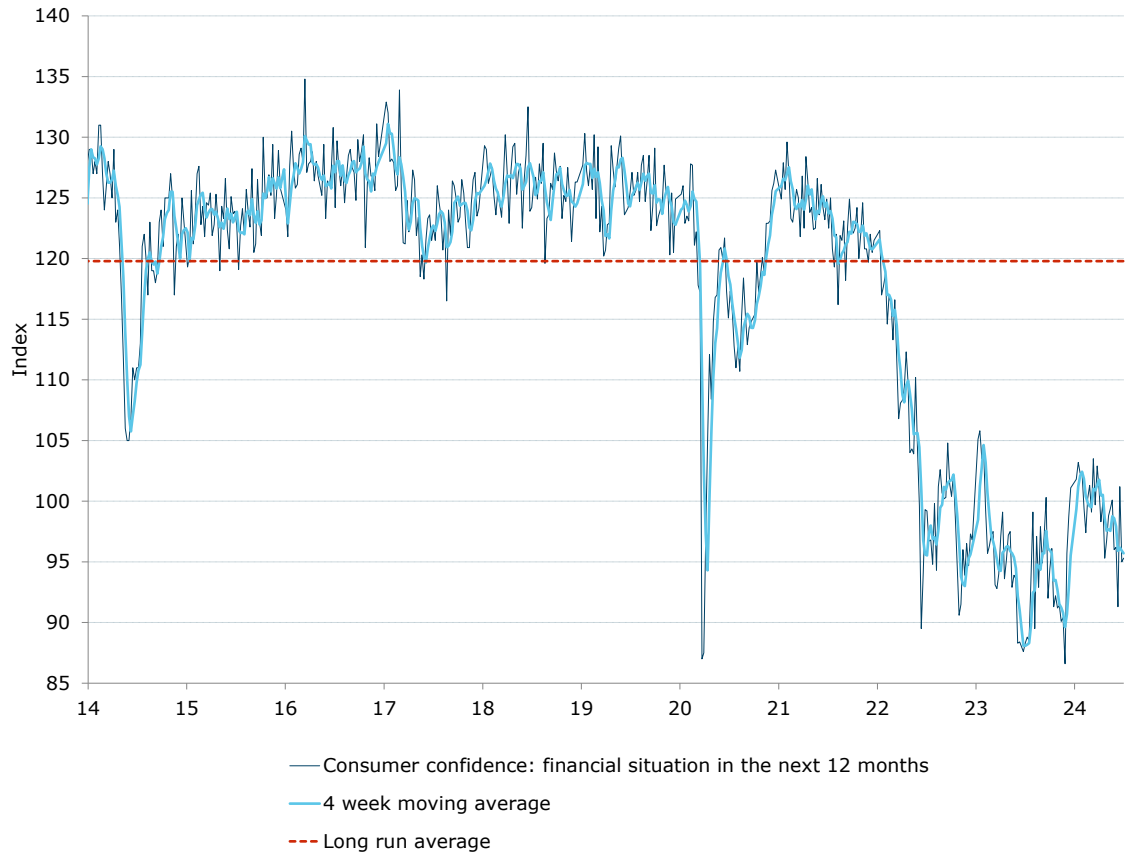


Source: ANZ-Roy Morgan



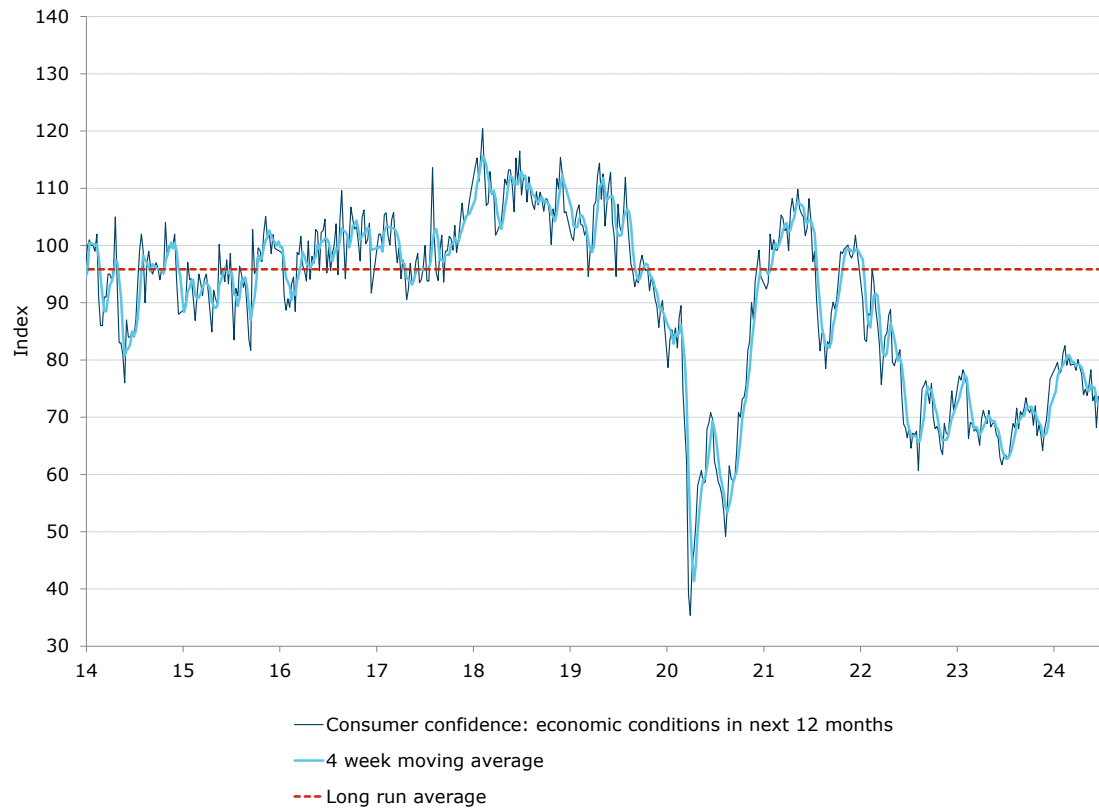
# Charts

**Figure 5. 'Future financial conditions' rose 0.3pts**



Source: ANZ-Roy Morgan

**Figure 6. 'Short-term economic confidence' declined by 2.3pts**

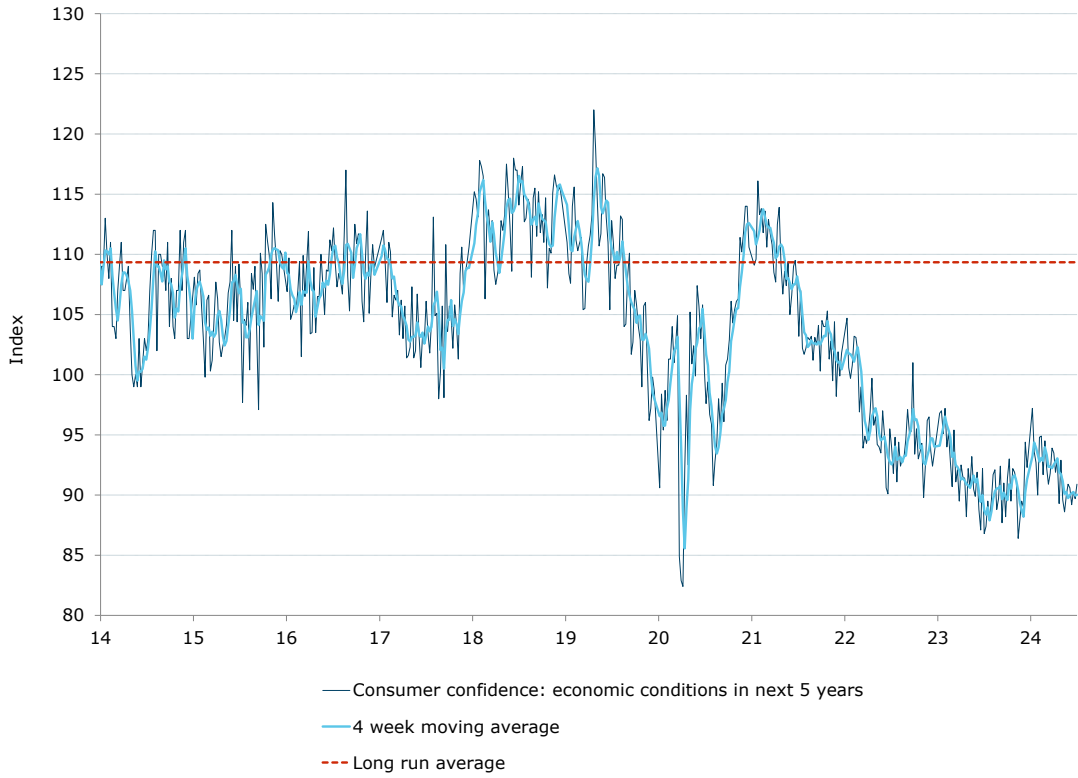


Source: ANZ-Roy Morgan



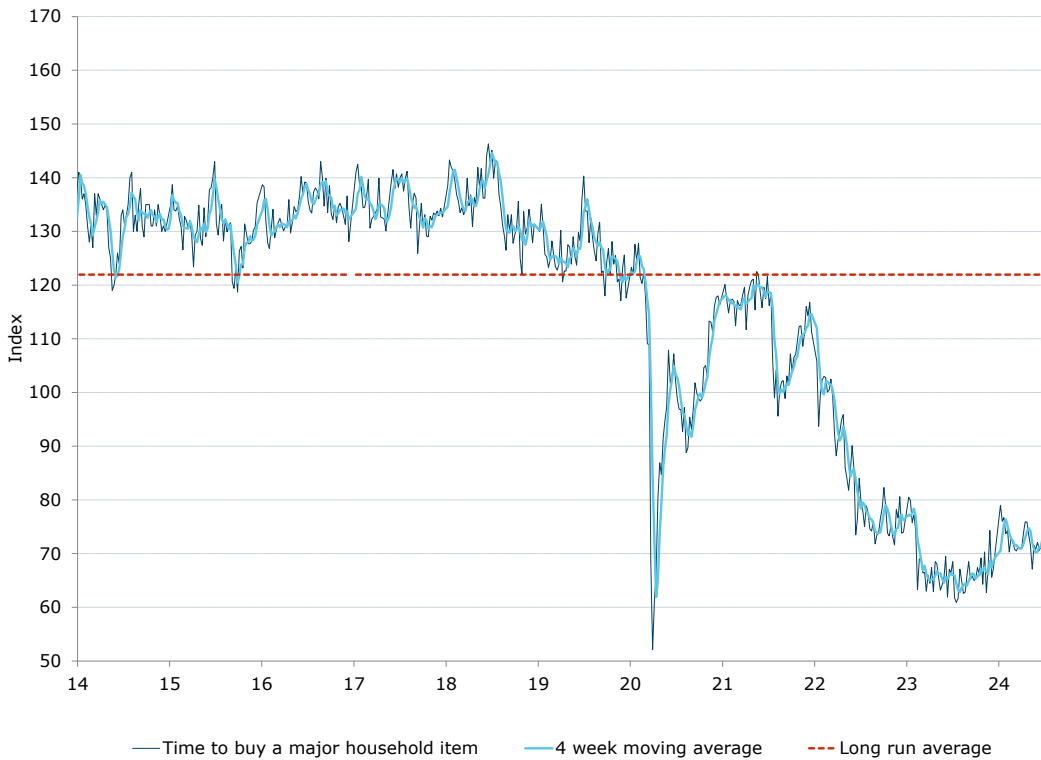
# Charts

**Figure 7. 'Medium-term economic confidence' rose by 1.2pts**



Source: ANZ-Roy Morgan

**Figure 8. 'Time to buy a major household item' increased by 2.2pts**



Source: ANZ-Roy Morgan



## Data table

**Table 1. ANZ-Roy Morgan Australian Consumer Confidence**

	Headline index		Subindices				Inflation expectations	
	Last week	4-week moving average	1. Financial situation compared to a year ago	2. Financial situation next year	3. Economic conditions next year	4. Economic conditions next 5 years	5. Time to buy a major household item	6. Inflation expectations 2-year ahead (%)
<b>Avg since 2001</b>	115	-	102	124	103	113	132	-
<b>2010 avg</b>	124	-	101	127	124	130	139	5.7
<b>2011 avg</b>	114	-	97	117	101	116	140	6.0
<b>2012 avg</b>	113	-	99	118	97	113	138	5.8
<b>2013 avg</b>	119	-	104	128	106	118	139	5.0
<b>2014 avg</b>	111	-	104	121	94	106	132	4.9
<b>2015 avg</b>	112	-	107	124	94	106	131	4.4
<b>2016 avg</b>	115	-	109	127	99	108	134	4.1
<b>2017 avg</b>	114	-	105	124	100	105	135	4.4
<b>2018 avg</b>	119	-	108	126	109	113	135	4.4
<b>2019 avg</b>	114	-	109	126	101	109	126	4.0
<b>2020 avg</b>	96	-	92	117	69	100	102	3.5
<b>2021 avg</b>	108	-	101	123	98	106	113	4.2
<b>2022 avg</b>	89	-	84	103	76	96	84	5.6
<b>2023 avg</b>	78	-	68	95	69	91	67	5.4
<b>8-Jan-23</b>	87.4	83.9	77.3	105.1	77.2	96.8	80.5	5.0
<b>15-Jan-23</b>	87.7	85.1	79.1	105.8	76.5	97.0	79.9	5.4
<b>22-Jan-23</b>	85.9	85.9	76.6	103.5	78.3	95.1	75.8	5.7
<b>29-Jan-23</b>	86.8	87.0	78.1	104.1	77.3	97.2	77.2	5.1
<b>5-Feb-23</b>	83.6	86.0	74.9	99.4	75.6	94.0	74.3	5.4
<b>12-Feb-23</b>	78.1	83.6	70.0	95.7	66.3	95.2	63.3	5.5
<b>19-Feb-23</b>	80.4	82.2	74.9	96.3	69.1	92.8	69.0	5.1
<b>26-Feb-23</b>	80.0	80.5	74.2	97.2	68.8	90.7	69.1	5.2
<b>5-Mar-23</b>	79.9	79.6	72.7	97.5	67.6	95.4	66.4	5.2
<b>12-Mar-23</b>	77.0	79.3	66.3	93.1	67.9	91.1	66.5	5.7
<b>19-Mar-23</b>	76.5	78.4	67.2	92.8	67.2	92.1	63.0	5.9
<b>26-Mar-23</b>	76.6	77.5	68.2	94.0	65.1	89.5	65.9	5.4
<b>2-Apr-23</b>	78.2	77.1	67.2	97.1	69.7	92.5	64.5	5.7
<b>9-Apr-23</b>	79.3	77.7	67.2	99.1	71.2	91.5	67.4	5.1
<b>16-Apr-23</b>	77.2	77.8	68.3	93.6	70.0	91.4	62.9	5.6
<b>23-Apr-23</b>	78.0	78.2	69.5	95.2	68.9	88.2	68.5	5.3
<b>30-Apr-23</b>	79.8	78.6	70.5	97.2	71.2	92.2	68.1	5.0
<b>7-May-23</b>	77.7	78.2	66.5	97.5	68.3	90.6	65.4	5.3
<b>14-May-23</b>	75.9	77.9	61.1	92.9	68.9	93.2	63.2	5.3
<b>21-May-23</b>	77.3	77.7	69.0	93.9	69.0	90.5	64.2	5.1
<b>28-May-23</b>	76.2	76.8	64.7	93.6	67.0	89.9	65.5	5.3
<b>4-Jun-23</b>	75.8	76.3	63.1	88.3	66.4	91.9	69.5	5.5
<b>11-Jun-23</b>	72.7	75.5	61.2	88.4	62.9	88.8	61.9	5.5
<b>18-Jun-23</b>	72.4	74.3	58.4	88.0	61.7	87.1	67.0	5.5
<b>25-Jun-23</b>	74.9	74.0	65.2	87.6	63.1	92.2	66.5	5.9
<b>2-Jul-23</b>	74.1	73.5	63.4	88.3	63.4	86.8	68.5	5.9
<b>9-Jul-23</b>	73.3	73.7	65.9	88.8	62.7	87.4	61.7	5.5
<b>16-Jul-23</b>	72.6	73.7	60.2	88.5	63.6	89.5	60.9	5.6
<b>23-Jul-23</b>	75.2	73.8	66.9	93.4	66.5	87.9	61.6	5.4
<b>30-Jul-23</b>	78.4	74.9	67.2	99.1	68.9	89.6	67.1	5.5
<b>6-Aug-23</b>	75.0	75.3	60.3	89.5	68.2	91.7	65.1	5.4
<b>13-Aug-23</b>	78.2	76.7	67.3	97.1	71.6	92.1	62.6	5.2
<b>20-Aug-23</b>	75.8	76.9	66.2	92.9	68.0	88.8	62.8	5.5
<b>27-Aug-23</b>	78.1	76.8	66.2	97.9	71.0	89.7	65.8	5.2
<b>3-Sep-23</b>	78.7	77.7	67.1	94.9	70.4	92.4	68.5	5.3
<b>10-Sep-23</b>	77.6	77.6	66.3	97.1	71.6	87.7	65.2	5.2
<b>17-Sep-23</b>	79.8	78.6	68.3	100.3	73.4	91.0	65.8	4.9
<b>24-Sep-23</b>	76.4	78.1	65.5	92.0	71.4	88.2	65.0	5.4
<b>1-Oct-23</b>	78.2	78.0	68.7	94.4	70.8	91.4	65.3	5.2
<b>8-Oct-23</b>	80.1	78.6	71.9	96.1	71.8	93.0	67.4	5.1
<b>15-Oct-23</b>	76.4	77.8	66.3	91.3	68.6	89.5	66.3	5.3
<b>22-Oct-23</b>	78.2	78.2	65.5	92.2	72.0	92.2	69.2	5.7
<b>29-Oct-23</b>	75.0	77.4	60.9	91.2	66.8	91.9	64.3	5.2
<b>5-Nov-23</b>	77.8	76.9	67.4	91.4	68.7	91.1	70.3	5.5
<b>12-Nov-23</b>	74.3	76.3	65.5	90.1	67.0	86.4	62.7	5.5
<b>19-Nov-23</b>	74.7	75.5	64.0	90.4	64.2	87.9	67.2	5.6
<b>26-Nov-23</b>	76.7	75.9	65.3	86.6	67.9	89.5	74.3	5.4
<b>3-Dec-23</b>	76.4	75.5	62.2	95.7	69.5	89.0	65.6	5.6
<b>10-Dec-23</b>	80.8	77.2	71.2	98.7	72.9	94.4	67.2	5.0
<b>17-Dec-23</b>	81.8	78.9	68.7	101.1	76.7	92.3	70.3	5.3
<b>7-Jan-24</b>	84.8	81.0	67.1	101.8	78.8	97.2	79.0	5.2
<b>14-Jan-24</b>	84.4	83.0	69.7	103.2	79.6	93.6	76.0	5.0
<b>21-Jan-24</b>	84.4	83.9	72.9	102.3	77.6	92.7	76.7	5.2
<b>28-Jan-24</b>	82.5	84.0	68.5	102.4	78.1	90.0	73.7	5.1
<b>4-Feb-24</b>	83.8	83.8	69.2	99.5	81.2	94.8	74.3	4.9
<b>11-Feb-24</b>	82.6	83.3	67.7	97.4	82.5	94.9	70.3	4.9
<b>18-Feb-24</b>	82.8	82.9	70.2	100.2	79.1	91.7	72.9	5.2
<b>25-Feb-24</b>	83.2	83.1	67.5	101.3	80.7	94.5	72.1	5.1
<b>3-Mar-24</b>	81.0	82.4	63.6	99.1	79.1	92.3	70.8	4.9
<b>10-Mar-24</b>	82.2	82.3	66.7	103.5	79.2	90.9	70.5	4.9
<b>17-Mar-24</b>	81.7	82.0	66.1	99.7	79.3	91.8	71.3	4.8
<b>24-Mar-24</b>	83.1	82.0	69.3	102.9	78.2	93.9	71.1	5.1
<b>31-Mar-24</b>	82.8	82.5	68.5	101.0	80.1	93.5	71.0	5.2
<b>7-Apr-24</b>	81.9	82.4	66.3	98.3	78.8	91.9	73.8	5.3
<b>14-Apr-24</b>	83.5	82.8	71.3	99.9	77.6	92.9	75.9	5.2
<b>21-Apr-24</b>	80.3	82.1	67.1	95.3	73.9	89.3	75.9	5.0
<b>28-Apr-24</b>	81.1	81.7	67.5	96.7	74.9	92.9	73.4	5.3
<b>5-May-24</b>	80.5	81.4	68.9	98.8	73.8	89.6	71.5	5.0
<b>12-May-24</b>	80.2	80.5	70.1	99.4	75.7	88.6	67.1	4.8
<b>19-May-24</b>	82.0	81.0	70.4	100.1	78.3	89.9	71.5	4.8
<b>26-May-24</b>	80.2	80.7	70.5	96.0	72.9	90.9	70.8	4.9
<b>2-Jun-24</b>	80.5	80.7	69.8	96.2	73.8	90.6	72.1	5.0
<b>9-Jun-24</b>	77.0	79.9	65.6	91.3	68.2	89.2	70.6	4.8
<b>16-Jun-24</b>	80.3	79.5	65.3	101.2	73.6	90.3	71.3	4.9
<b>23-Jun-24</b>	80.4	79.6	67.1	95.0	73.5	89.7	76.5	4.8
<b>30-Jun-24</b>	81.3	79.8	70.2	95.3	71.2	90.9	78.7	5.2

Source: ANZ-Roy Morgan



## Important notice

---

[4 April 2019]

This publication is published by Australia and New Zealand Banking Group Limited ABN 11 005 357 522 (ANZBGL) in Australia. This publication is intended as thought-leadership material. It is not published with the intention of providing any direct or indirect recommendations relating to any financial product, asset class or trading strategy.

The information in this publication is not intended to influence any person to make a decision in relation to a financial product or class of financial products. It is general in nature and does not take account of the circumstances of any individual or class of individuals. Nothing in this publication constitutes a recommendation, solicitation or offer by ANZBGL or its branches or subsidiaries (collectively "ANZ") to you to acquire a product or service, or an offer by ANZ to provide you with other products or services. All information contained in this publication is based on information available at the time of publication. While this publication has been prepared in good faith, no representation, warranty, assurance or undertaking is or will be made, and no responsibility or liability is or will be accepted by ANZ in relation to the accuracy or completeness of this publication or the use of information contained in this publication. ANZ does not provide any financial, investment, legal or taxation advice in connection with this publication.