

ANZ-Roy Morgan Australian Consumer Confidence Media Release

5 December 2023



This is not personal advice. It does not consider your financial situation or goals. Please refer to the Important Notice.

Contributors

Adelaide Timbrell

Senior Economist

Adelaide.Timbrell@anz.com

Arindam Chakraborty

Economist

Arindam.Chakraborty@anz.com

Contact

research@anz.com

X (Twitter)

@ANZ_Research

Series available at **Bloomberg**

AU: ALLX AUANZ <GO>

NZ: ALLX NZANZ <GO>

Previous reports available to subscribers on [ANZ Research](#)

*From 3 January 2022, the interviews for the consumer confidence survey have taken place Monday to Sunday. Previously they were done at the weekend (Saturday and Sunday).

Consumer confidence: weak start to December

- Consumer confidence decreased 0.3pts, the four-week moving average was also down 0.3pts.
- Among the mainland states, confidence rose in Victoria, Queensland, and SA, while it fell in NSW and WA.
- 'Weekly inflation expectations' rose 0.2ppt to 5.6%, while the four-week moving average remained at 5.5%.
- 'Current financial conditions' dropped 3.1pts, while 'future financial conditions' jumped 9.1pts after a 3.8pts fall the week before.
- 'Current economic conditions' were up 1.6pts and 'future economic conditions' fell 0.5pts.
- The 'time to buy a major household item' subindex plunged 8.7pts, more than reversing the 7.1pts gain from the previous week.

ANZ-Roy Morgan Consumer Confidence and inflation expectations

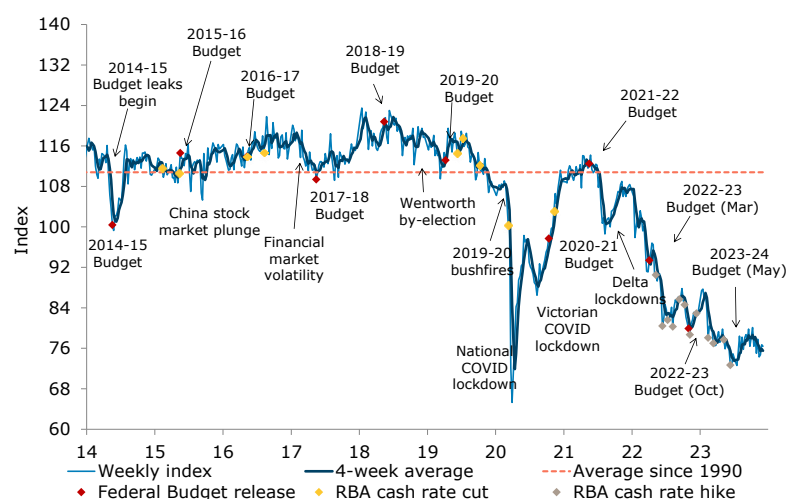
Last week (27 Nov–3 Dec)	Weekly change, pts	Four-week average	Monthly average since 1990	Inflation expectations (four-week ma)
76.4	-0.3	75.5	110.8	5.5%

The weekly ANZ-Roy Morgan Australian Consumer Confidence Rating is based on 1,530 interviews conducted online and over the telephone during the week to Sunday.* Not seasonally adjusted. Further data history on page 6.

ANZ Senior Economist, Adelaide Timbrell, commented:

A serious turnaround in inflation would likely be required to see ANZ-Roy Morgan Australian Consumer Confidence move meaningfully higher in 2024. The overall index remained practically unchanged last week ahead of the December RBA Board meeting, continuing the very long weak streak. We expect the RBA to hold. The Black Friday bounce in the 'time to buy a household item' subindex in the previous week faded, offsetting the positive impact of better future financial conditions confidence during the week. Weekly confidence among those paying off their homes surpassed renters for the first time since October 2022, but those paying off their homes are still the least confident by far on a four-week average.

Consumer confidence fell 0.3pts last week

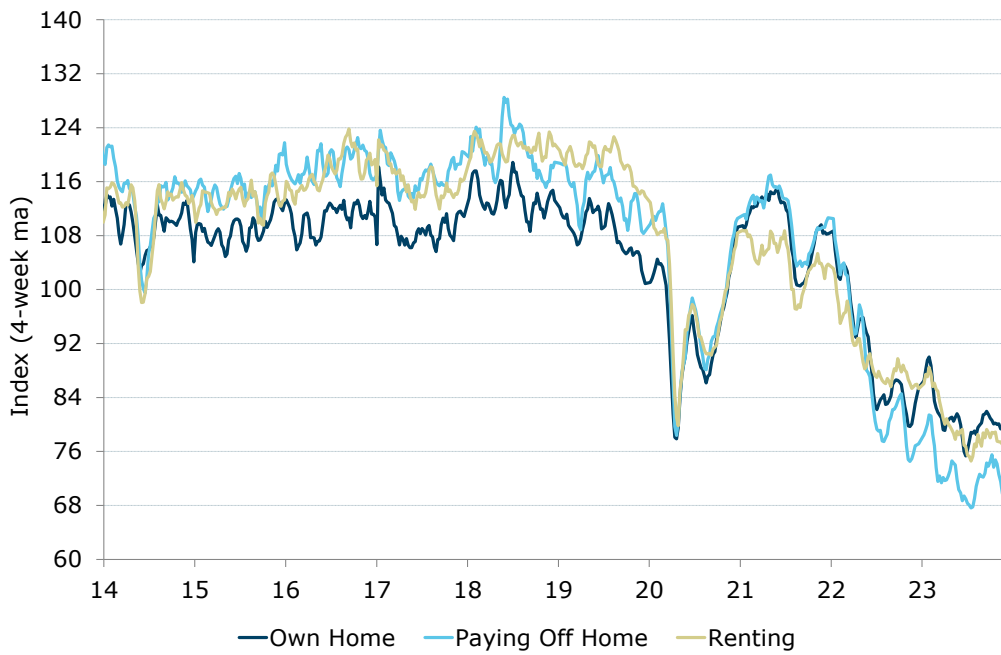


Source: ANZ-Roy Morgan, ANZ Research



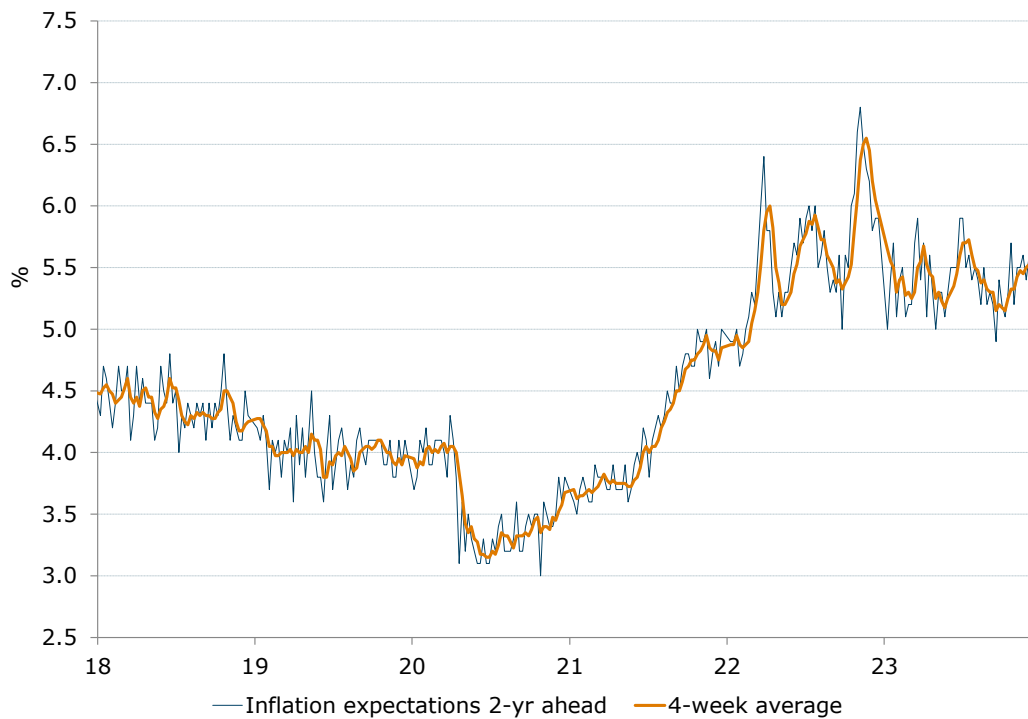
Charts

Figure 1. Four-week moving average of consumer confidence, by housing cohorts



Source: ANZ-Roy Morgan

Figure 2. 'Weekly inflation expectations' four-week moving average unchanged at 5.5%

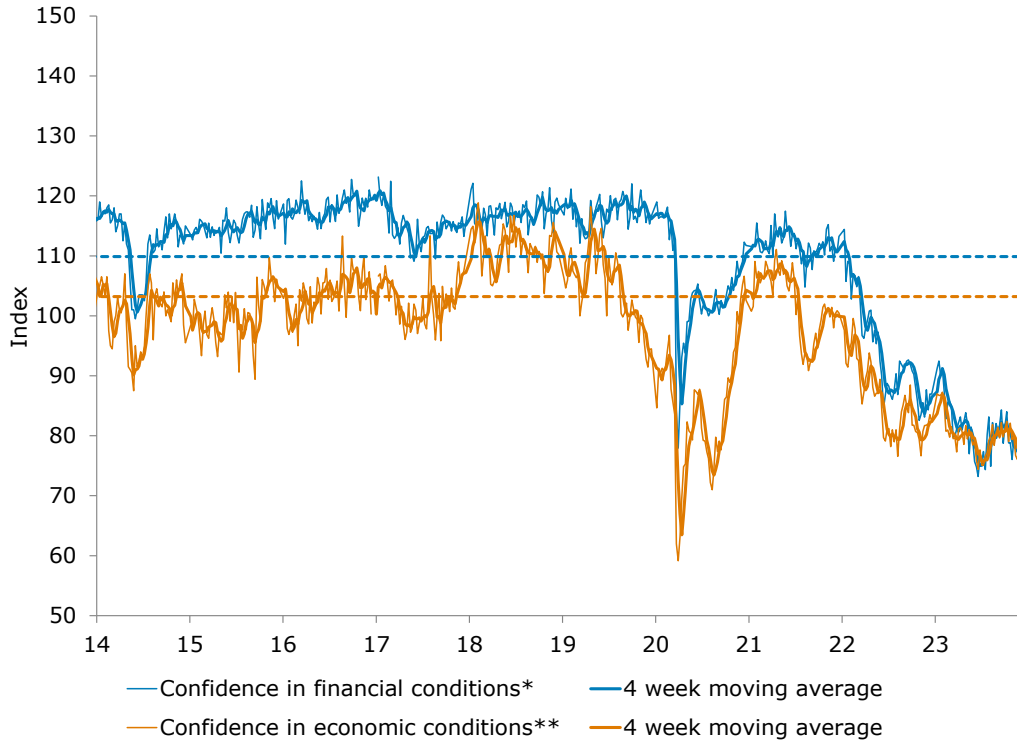


Source: ANZ-Roy Morgan



Charts

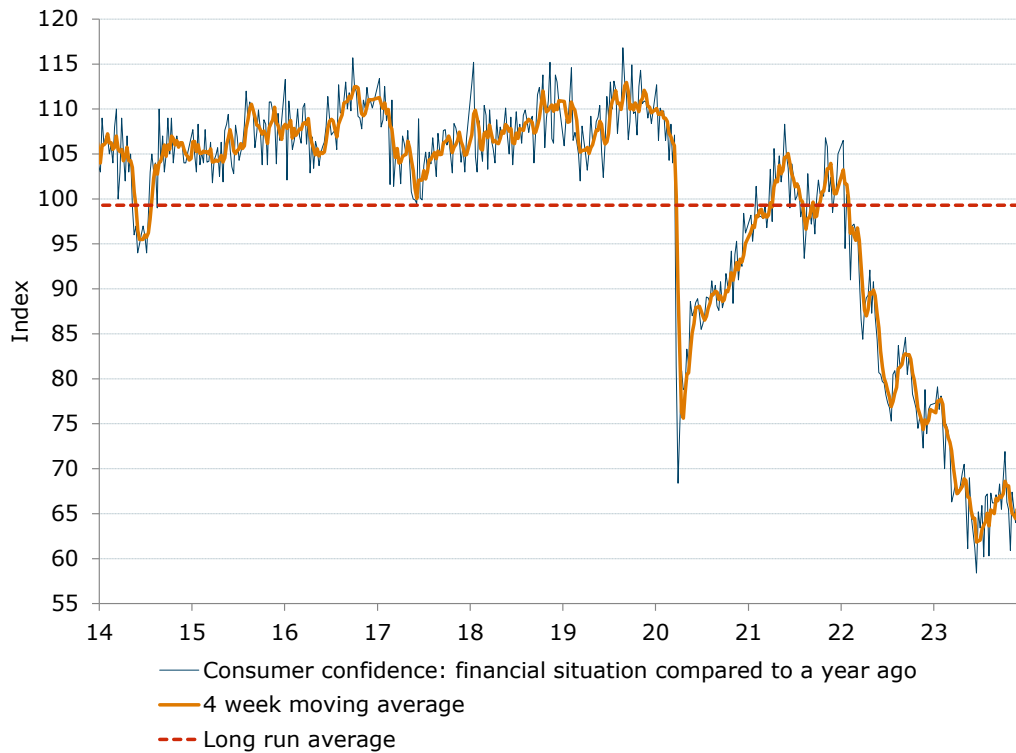
Figure 3. Confidence in both financial and economic conditions improved



Source: ANZ-Roy Morgan

*Financial conditions index is an average of 'financial situation compared to a year ago' and 'financial situation next year' sub-indices. **Economic conditions index is an average of 'economic conditions in 12 months' and 'economic conditions in five years' sub-indices.

Figure 4. 'Current financial conditions' dropped 3.1pts

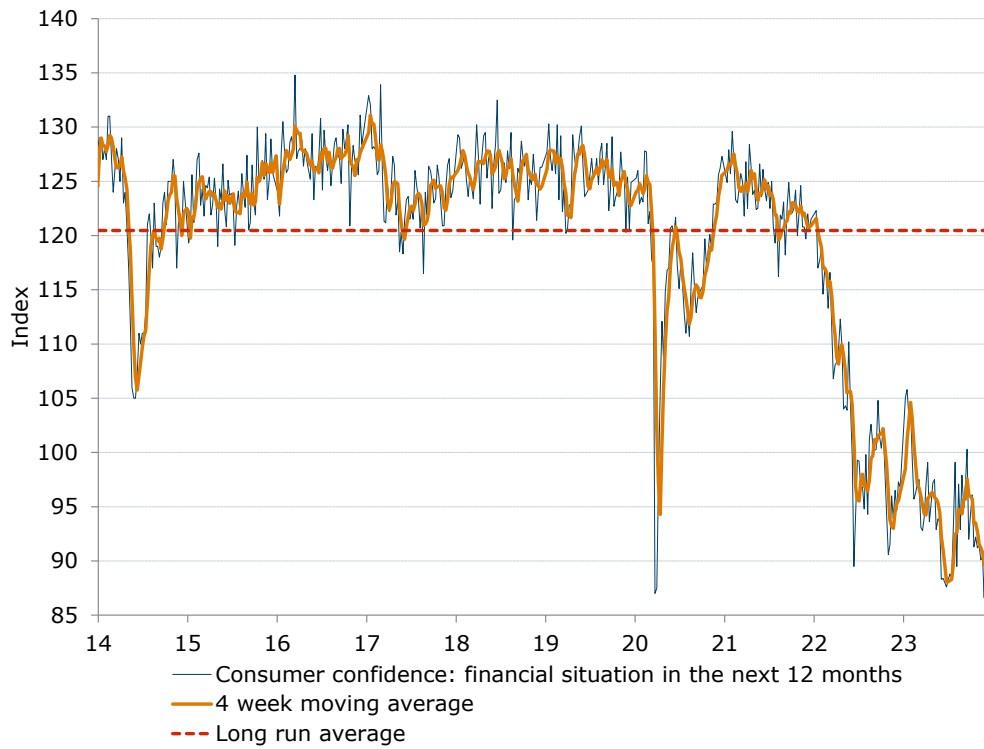


Source: ANZ-Roy Morgan



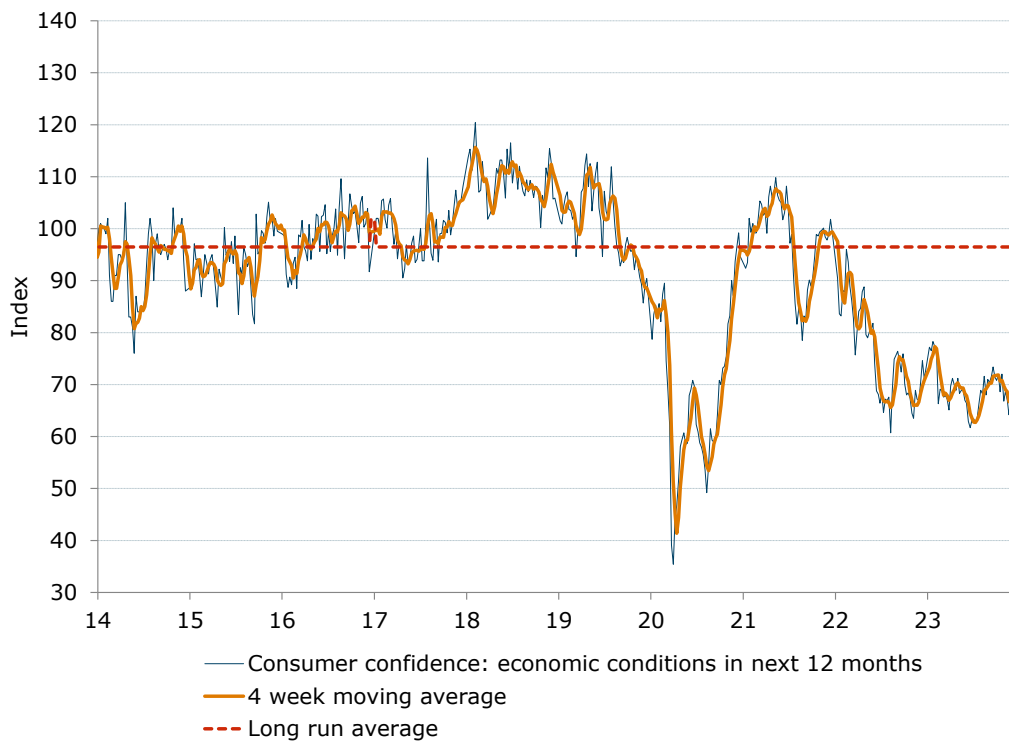
Charts

Figure 5. 'Future financial conditions' jumped 9.1pts



Source: ANZ-Roy Morgan

Figure 6. 'Current economic conditions' increased 1.6pts

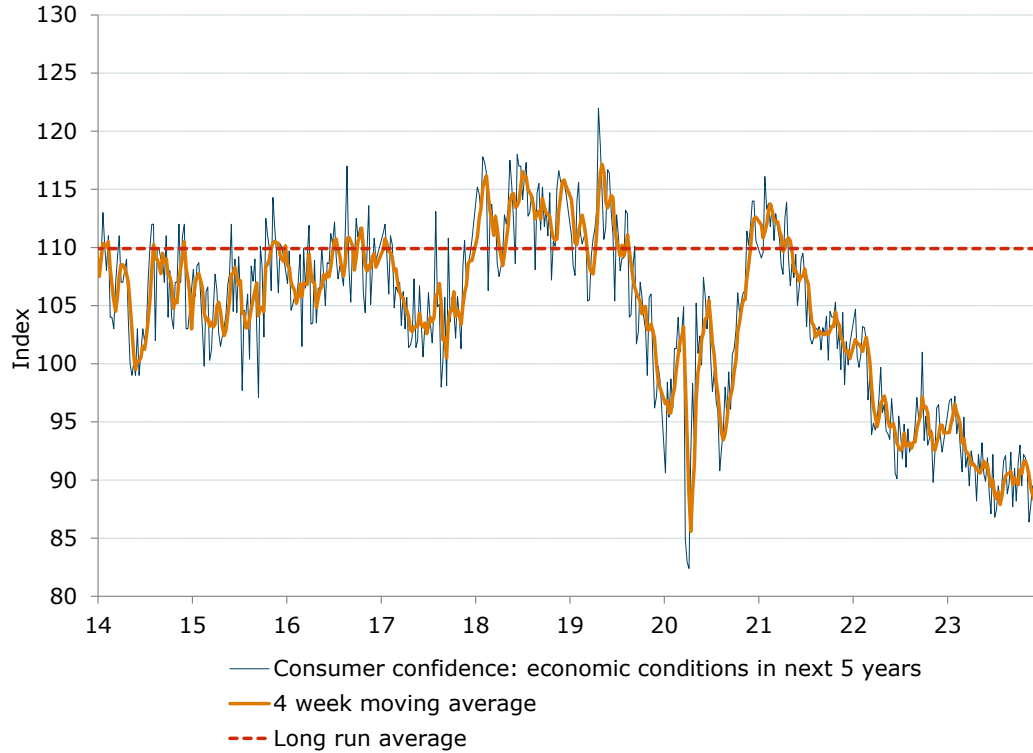


Source: ANZ-Roy Morgan



Charts

Figure 7. 'Future economic conditions' fell 0.5pts



Source: ANZ-Roy Morgan

Figure 8. 'Time to buy a major household item' plunged 8.7pts



Source: ANZ-Roy Morgan



Data table

Table 1. ANZ-Roy Morgan Australian Consumer Confidence

	Headline index		Subindices				Inflation expectations	
	Last week	4-week moving average	1. Financial situation compared to a year ago	2. Financial situation next year	3. Economic conditions next year	4. Economic conditions next 5 years	5. Time to buy a major household item	6. Inflation expectations 2-year ahead (%)
Avg since 2001	115	-	102	124	103	113	132	-
2010 avg	124	-	101	127	124	130	139	5.7
2011 avg	114	-	97	117	101	116	140	6.0
2012 avg	113	-	99	118	97	113	138	5.8
2013 avg	119	-	104	128	106	118	139	5.0
2014 avg	111	-	104	121	94	106	132	4.9
2015 avg	112	-	107	124	94	106	131	4.4
2016 avg	115	-	109	127	99	108	134	4.1
2017 avg	114	-	105	124	100	105	135	4.4
2018 avg	119	-	108	126	109	113	135	4.4
2019 avg	114	-	109	126	101	109	126	4.0
2020 avg	96	-	92	117	69	100	102	3.5
2021 avg	108	-	101	123	98	106	113	4.2
9-Jan-22	106.0	107.5	106.5	122.3	90.5	104.7	105.8	4.9
16-Jan-22	97.9	105.1	94.5	117.0	83.6	100.6	93.7	4.9
23-Jan-22	100.1	103.1	100.5	117.7	83.2	99.7	99.6	5.0
30-Jan-22	101.8	101.5	98.7	118.7	88.1	100.8	102.3	4.7
6-Feb-22	99.9	99.9	91.0	114.6	87.8	103.2	103.0	4.8
13-Feb-22	103.2	101.3	97.0	117.0	96.0	103.1	102.8	5.0
20-Feb-22	101.8	101.7	97.2	116.2	93.6	102.0	100.1	5.1
27-Feb-22	99.2	101.0	96.4	113.3	88.9	96.9	100.5	5.3
6-Mar-22	100.1	101.1	96.5	116.6	86.1	99.0	102.5	5.2
13-Mar-22	95.8	99.2	91.5	111.9	82.7	93.9	99.0	5.6
20-Mar-22	91.2	96.6	86.6	106.8	75.7	94.9	92.2	6.0
27-Mar-22	91.1	94.6	84.4	108.1	80.3	94.3	88.2	6.4
3-Apr-22	93.4	92.9	88.0	108.3	84.1	95.2	91.2	5.8
10-Apr-22	94.6	92.6	89.0	109.4	84.7	96.9	92.7	5.8
17-Apr-22	96.8	94.0	89.3	112.3	87.9	99.7	94.9	5.3
24-Apr-22	96.5	95.3	92.1	109.8	88.8	95.8	95.9	5.1
1-May-22	90.7	94.7	87.3	104.0	79.6	96.5	86.0	5.3
8-May-22	90.5	93.6	90.8	104.3	79.0	94.2	84.1	5.1
15-May-22	89.3	91.8	86.8	103.9	80.2	94.0	81.8	5.3
22-May-22	90.8	90.3	84.4	110.2	80.6	93.5	85.5	5.3
29-May-22	90.7	90.3	80.7	104.1	81.8	97.0	90.1	5.5
5-Jun-22	87.0	89.5	80.5	99.6	74.1	95.0	85.9	5.7
12-Jun-22	80.4	87.2	79.7	89.5	68.8	90.6	73.5	5.6
19-Jun-22	81.7	85.0	79.5	94.1	68.1	90.1	76.5	5.9
26-Jun-22	84.7	83.5	78.2	99.3	66.4	95.5	84.0	5.7
3-Jul-22	83.7	82.6	77.3	99.2	68.4	94.0	79.5	5.9
10-Jul-22	81.6	82.9	76.8	96.7	64.6	91.8	78.1	6.0
17-Jul-22	81.8	83.0	75.3	96.8	67.2	94.8	75.0	5.8
24-Jul-22	82.4	82.4	80.5	94.8	66.9	91.1	78.9	6.0
31-Jul-22	84.1	82.5	80.9	99.8	67.6	94.4	77.7	5.5
7-Aug-22	80.3	82.2	79.4	94.3	60.7	92.4	74.6	5.6
14-Aug-22	84.2	82.8	83.7	101.2	69.1	93.0	74.2	5.8
21-Aug-22	85.6	83.6	81.2	102.6	74.9	93.1	76.0	5.5
28-Aug-22	85.0	83.8	82.1	100.7	75.6	94.6	71.8	5.3
4-Sep-22	86.1	85.2	83.3	100.2	76.4	97.1	73.5	5.4
11-Sep-22	85.7	85.6	84.6	100.3	74.5	95.2	73.9	5.3
18-Sep-22	86.0	85.7	80.5	104.8	72.4	95.3	76.6	5.6
25-Sep-22	87.8	86.4	82.4	101.4	75.9	101.0	78.5	5.0
2-Oct-22	85.5	86.3	81.2	100.4	70.1	93.4	82.3	5.6
9-Oct-22	84.6	86.0	78.3	102.2	68.0	95.5	78.7	5.5
16-Oct-22	82.2	85.0	77.5	98.5	68.4	93.0	73.8	6.0
23-Oct-22	81.1	83.4	76.7	94.6	67.4	93.6	73.3	6.1
30-Oct-22	79.9	82.0	74.5	90.6	64.5	94.3	75.3	6.6
6-Nov-22	78.7	80.5	75.6	91.5	63.5	89.8	73.0	6.8
13-Nov-22	80.8	80.1	75.0	96.0	68.9	92.5	71.6	6.5
20-Nov-22	81.6	80.3	72.3	93.9	67.2	96.2	78.2	6.3
27-Nov-22	83.1	81.1	78.8	96.5	67.0	96.5	76.6	6.2
4-Dec-22	82.7	82.1	73.9	94.7	70.3	93.7	80.6	5.8
11-Dec-22	82.9	82.6	76.6	97.3	74.6	92.4	73.8	5.9
18-Dec-22	82.5	82.8	77.1	96.8	71.1	93.5	74.0	5.9
8-Jan-23	87.4	83.9	77.3	105.1	77.2	96.8	80.5	5.0
15-Jan-23	87.7	85.1	79.1	105.8	76.5	97.0	79.9	5.4
22-Jan-23	85.9	85.9	76.6	103.5	78.3	95.1	75.8	5.7
29-Jan-23	86.8	87.0	78.1	104.1	77.3	97.2	77.2	5.1
5-Feb-23	83.6	86.0	74.9	99.4	75.6	94.0	74.3	5.4
12-Feb-23	78.1	83.6	70.0	95.7	66.3	95.2	63.3	5.5
19-Feb-23	80.4	82.2	74.9	96.3	69.1	92.8	69.0	5.1
26-Feb-23	80.0	80.5	74.2	97.2	68.8	90.7	69.1	5.2
5-Mar-23	79.9	79.6	72.7	97.5	67.6	95.4	66.4	5.2
12-Mar-23	77.0	79.3	66.3	93.1	67.9	91.1	66.5	5.7
19-Mar-23	76.5	78.4	67.2	92.8	67.2	92.1	63.0	5.9
26-Mar-23	76.6	77.5	68.2	94.0	65.1	89.5	65.9	5.4
2-Apr-23	78.2	77.1	67.2	97.1	69.7	92.5	64.5	5.7
9-Apr-23	79.3	77.7	67.2	99.1	71.2	91.5	67.4	5.1
16-Apr-23	77.2	77.8	68.3	93.6	70.0	91.4	62.9	5.6
23-Apr-23	78.0	78.2	69.5	95.2	68.9	88.2	68.5	5.3
30-Apr-23	79.8	78.6	70.5	97.2	71.2	92.2	68.1	5.0
7-May-23	77.7	78.2	66.5	97.5	68.3	90.6	65.4	5.3
14-May-23	75.9	77.9	61.1	92.9	68.9	93.2	63.2	5.3
21-May-23	77.3	77.7	69.0	93.9	69.0	90.5	64.2	5.1
28-May-23	76.2	76.8	64.7	93.6	67.0	89.9	65.5	5.3
4-Jun-23	75.8	76.3	63.1	88.3	66.4	91.9	69.5	5.5
11-Jun-23	72.7	75.5	61.2	88.4	62.9	88.8	61.9	5.5
18-Jun-23	72.4	74.3	58.4	88.0	61.7	87.1	67.0	5.5
25-Jun-23	74.9	74.0	65.2	87.6	63.1	92.2	66.5	5.9
2-Jul-23	74.1	73.5	63.4	88.3	63.4	94.1	68.5	5.9
9-Jul-23	73.3	73.7	65.9	88.8	62.7	87.4	61.7	5.5
16-Jul-23	72.6	73.7	60.2	88.5	63.6	89.5	60.9	5.6
23-Jul-23	75.2	73.8	66.9	93.4	66.5	87.9	61.6	5.4
30-Jul-23	78.4	74.9	67.2	99.1	68.9	89.6	67.1	5.5
6-Aug-23	75.0	75.3	60.3	89.5	68.2	91.7	65.1	5.4
13-Aug-23	78.2	76.7	67.3	97.1	71.6	92.1	62.6	5.2
20-Aug-23	75.8	76.9	66.2	92.9	68.0	88.8	62.8	5.5
27-Aug-23	78.1	76.8	66.2	97.9	71.0	89.7	65.8	5.2
3-Sep-23	78.7	77.7	67.1	94.9	70.4	92.4	68.5	5.3
10-Sep-23	77.6	77.6	66.3	97.1	71.6	87.7	65.2	5.2
17-Sep-23	79.8	78.6	68.3	100.3	73.4	91.0	65.8	4.9
24-Sep-23	76.4	78.1	65.5	92.0	71.4	88.2	65.0	5.4
1-Oct-23	78.2	78.0	68.7	94.4	70.8	91.4	65.3	5.2
8-Oct-23	80.1	78.6	71.9	96.1	71.8	93.0	67.4	5.1
15-Oct-23	76.4	77.8	66.3	91.3	68.6	89.5	66.3	5.3
22-Oct-23	78.2	78.2	65.5	92.2	72.0	92.2	69.2	5.7
29-Oct-23	75.0	77.4	60.9	91.2	66.8	91.9	64.3	5.2
5-Nov-23	77.8	76.9	67.4	91.4	68.7	91.1	70.3	5.5
12-Nov-23	74.3	76.3	65.5	90.1	67.0	86.4	62.7	5.5
19-Nov-23	74.7	75.5	64.0	90.4	64.2	87.9	67.2	5.6
26-Nov-23	76.7	75.9	65.3	86.6	67.9	89.5	74.3	5.4
3-Dec-23	76.4	75.5	62.2	95.7	69.5	89.0	65.6	5.6

Source: ANZ-Roy Morgan



Important notice

[4 April 2019]

This publication is published by Australia and New Zealand Banking Group Limited ABN 11 005 357 522 (ANZBGL) in Australia. This publication is intended as thought-leadership material. It is not published with the intention of providing any direct or indirect recommendations relating to any financial product, asset class or trading strategy.

The information in this publication is not intended to influence any person to make a decision in relation to a financial product or class of financial products. It is general in nature and does not take account of the circumstances of any individual or class of individuals. Nothing in this publication constitutes a recommendation, solicitation or offer by ANZBGL or its branches or subsidiaries (collectively "ANZ") to you to acquire a product or service, or an offer by ANZ to provide you with other products or services. All information contained in this publication is based on information available at the time of publication. While this publication has been prepared in good faith, no representation, warranty, assurance or undertaking is or will be made, and no responsibility or liability is or will be accepted by ANZ in relation to the accuracy or completeness of this publication or the use of information contained in this publication. ANZ does not provide any financial, investment, legal or taxation advice in connection with this publication.