

# ANZ-Roy Morgan Australian Consumer Confidence Media Release

23 November 2021



This is not personal advice nor financial advice about any product or service. It does not take into account your financial situation or goals. Please refer to the Important Notice

## Contributors

**David Plank**  
Head of Australian  
Economics  
+61 2 8037 0029  
[David.Plank@anz.com](mailto:David.Plank@anz.com)

**Arindam Chakraborty**  
Junior Economist  
[Arindam.Chakraborty@anz.com](mailto:Arindam.Chakraborty@anz.com)

## Contact

[research@anz.com](mailto:research@anz.com)  
**Follow us on Twitter**  
[@ANZ\\_Research](https://twitter.com/ANZ_Research)  
[@davidplank12](https://twitter.com/davidplank12)

Series available at **Bloomberg**  
AU: ALLX AUANZ <GO>  
NZ: ALLX NZANZ <GO>

Previous reports available to subscribers on [ANZ Research](#)

## Inflation expectations drop

- 'Weekly inflation expectations' decreased 0.4ppt to 4.6% and the four-week moving average dropped 0.1ppt to 4.9%.
- Consumer confidence increased by 1.3% last week. Among the major states, confidence rose in Victoria, Queensland and Western Australia, while it dropped in New South Wales and South Australia.
- The confidence subindices registered mixed results. 'Current financial conditions' gained 1.6%, while 'future financial conditions' were unchanged.
- 'Current economic conditions' fell 1.7%, while 'future economic conditions' jumped 4.9%.
- 'Time to buy a major household item' rose 2.1%.

## ANZ-Roy Morgan Consumer Confidence and inflation expectations

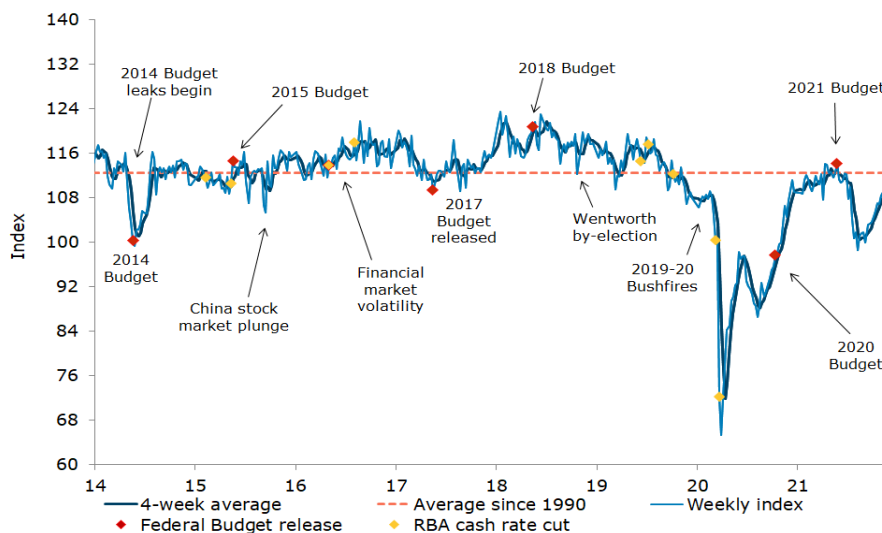
Last weekend (20-21 Nov)	Weekly change, %	Four-week average	Monthly average since 1990	Inflation expectations (four-week ma)
107.4	1.3%	107.7	112.4	4.9%

This weekly ANZ-Roy Morgan Australian Consumer Confidence Rating is based on 1,523 interviews conducted online and over the telephone on the weekend. Not seasonally adjusted. Further data history on page 6.

## ANZ Head of Australian Economics, David Plank, commented:

Consumer confidence rose 1.3% last week as the nation inched closer to normalcy, with Victoria easing all COVID restrictions for the fully vaccinated. Close to 85% of those aged 16 and above across Australia had been fully vaccinated by last week. Confidence increased 4.9% in Victoria, 2.0% in Western Australia and 1.7% in Queensland, while it dropped -1.1% in New South Wales and -0.5% in South Australia. Inflation expectations decreased 0.4ppt to 4.6% last week despite petrol prices hovering around record highs. This indicator can be volatile from week-to-week, so we are cautious about overreacting to one survey reading. If the fall in inflation expectations is sustained, however, it may be an important signal for wages growth.

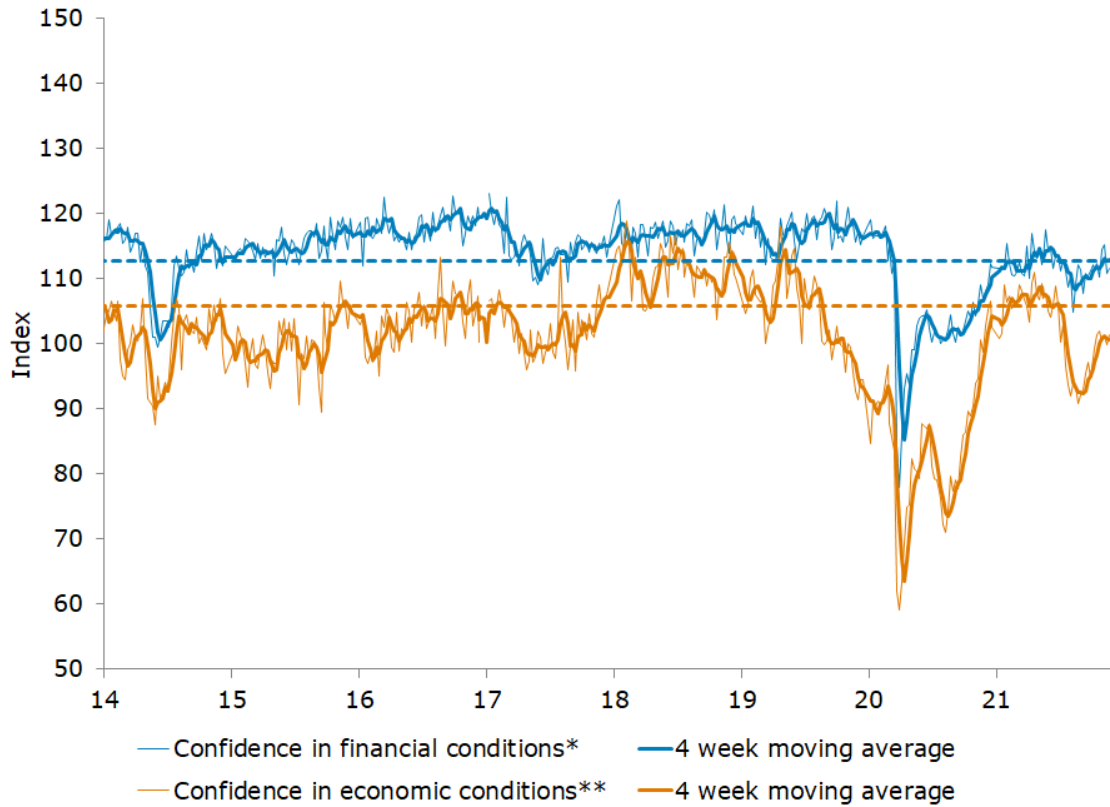
**Figure 1. Confidence up 1.3%**



Source: ANZ-Roy Morgan, ANZ Research



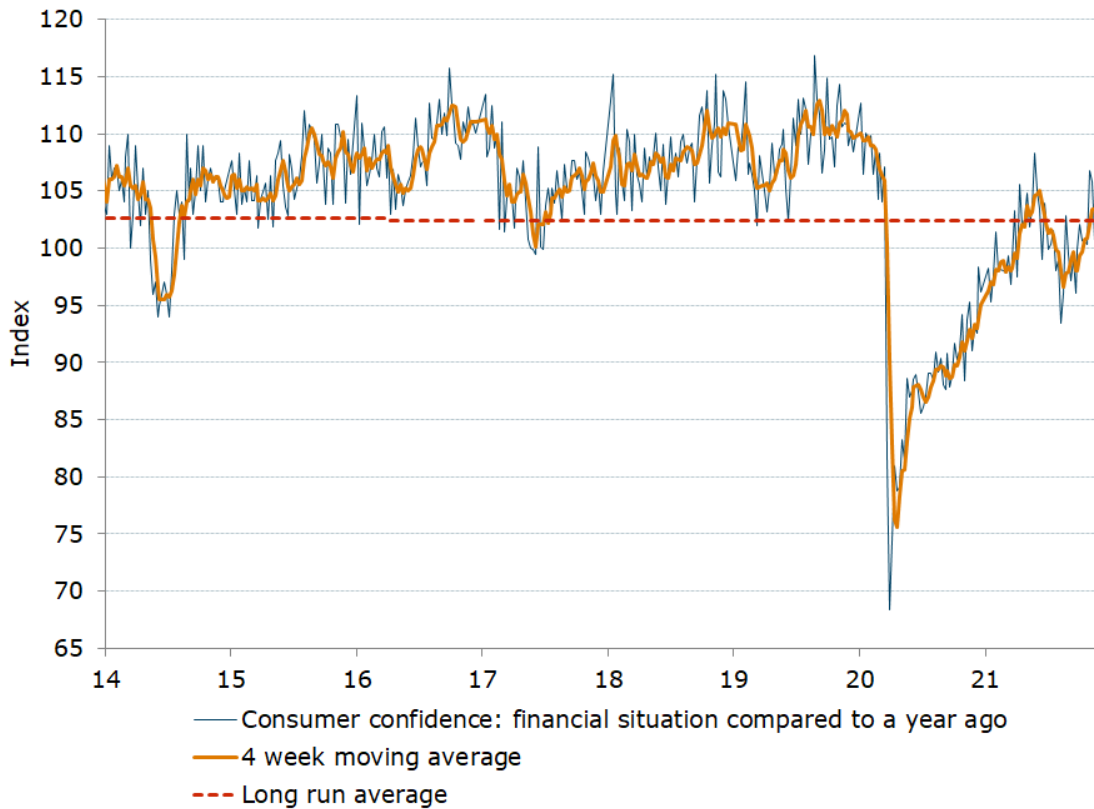
**Figure 2. Both financial and economic conditions improved**



Source: ANZ-Roy Morgan

Note: \*Financial conditions index is an average of 'financial situation compared to a year ago' and 'financial situation next year' sub-indices. \*\*Economic conditions index is an average of 'economic conditions in 12 months' and 'economic conditions in five years' sub-indices.

**Figure 3. 'Current financial conditions' gained 1.6%**

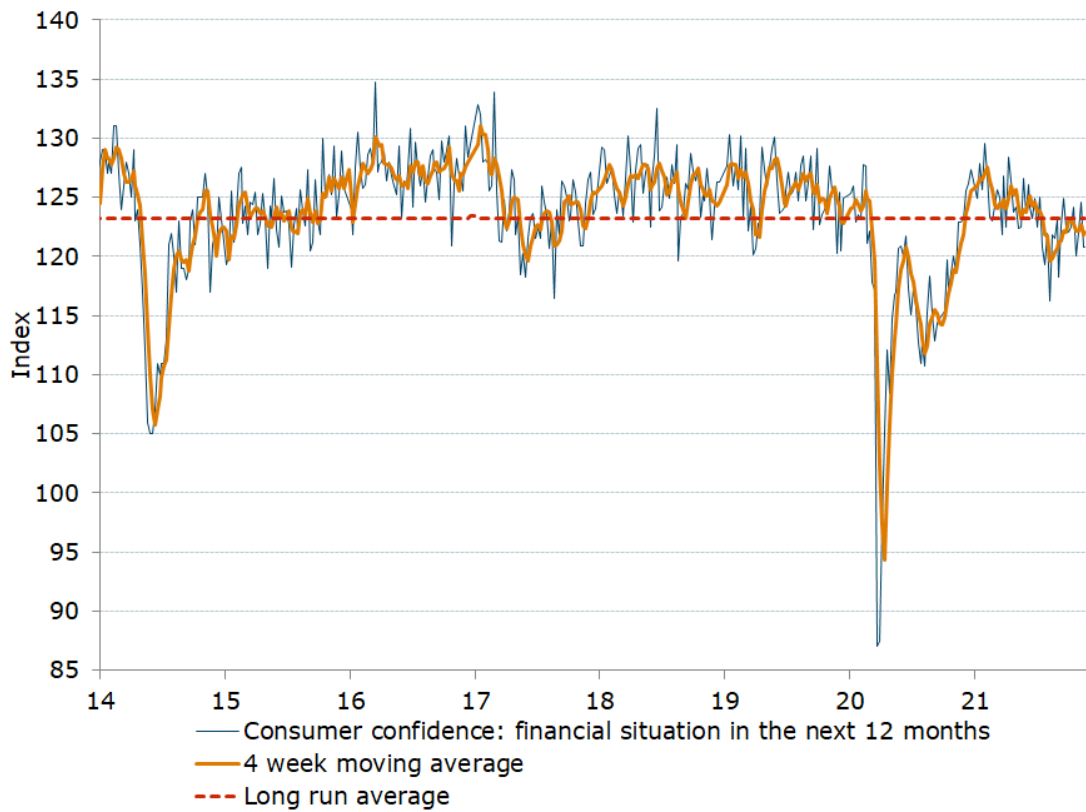


Source: ANZ-Roy Morgan



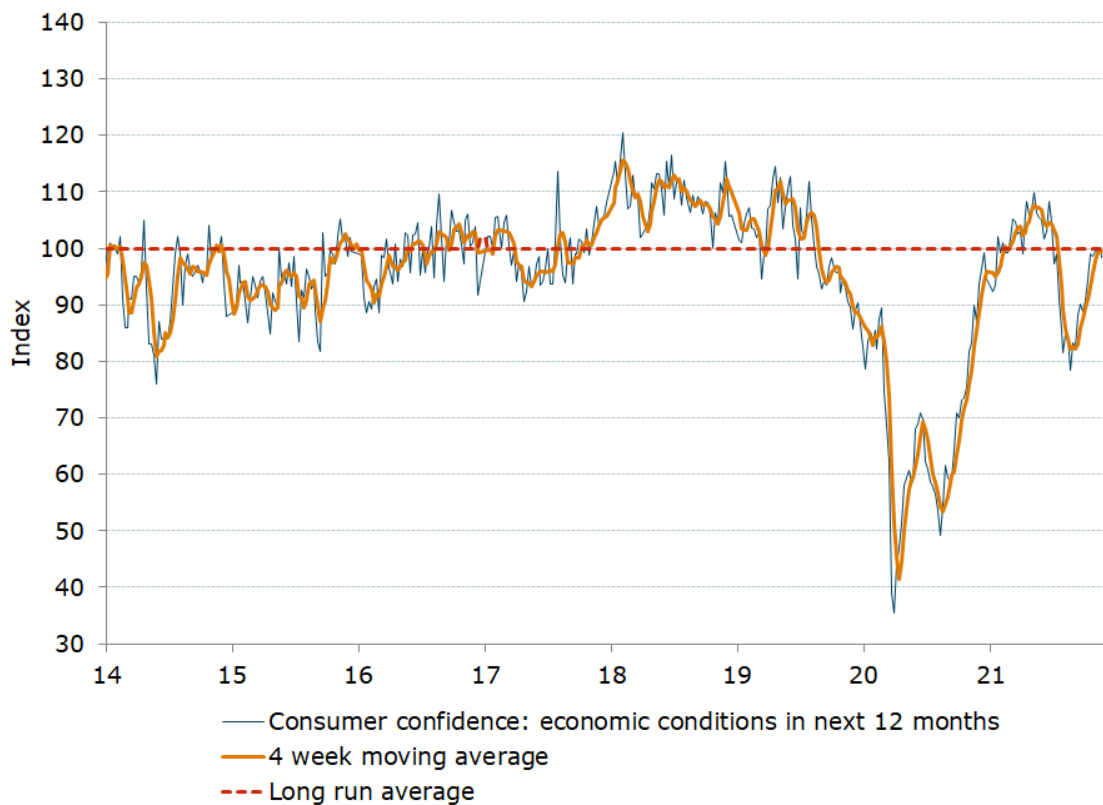
## Charts

**Figure 4. 'Future financial conditions' were unchanged**



Source: ANZ-Roy Morgan

**Figure 5. 'Current economic conditions' fell 1.7%**

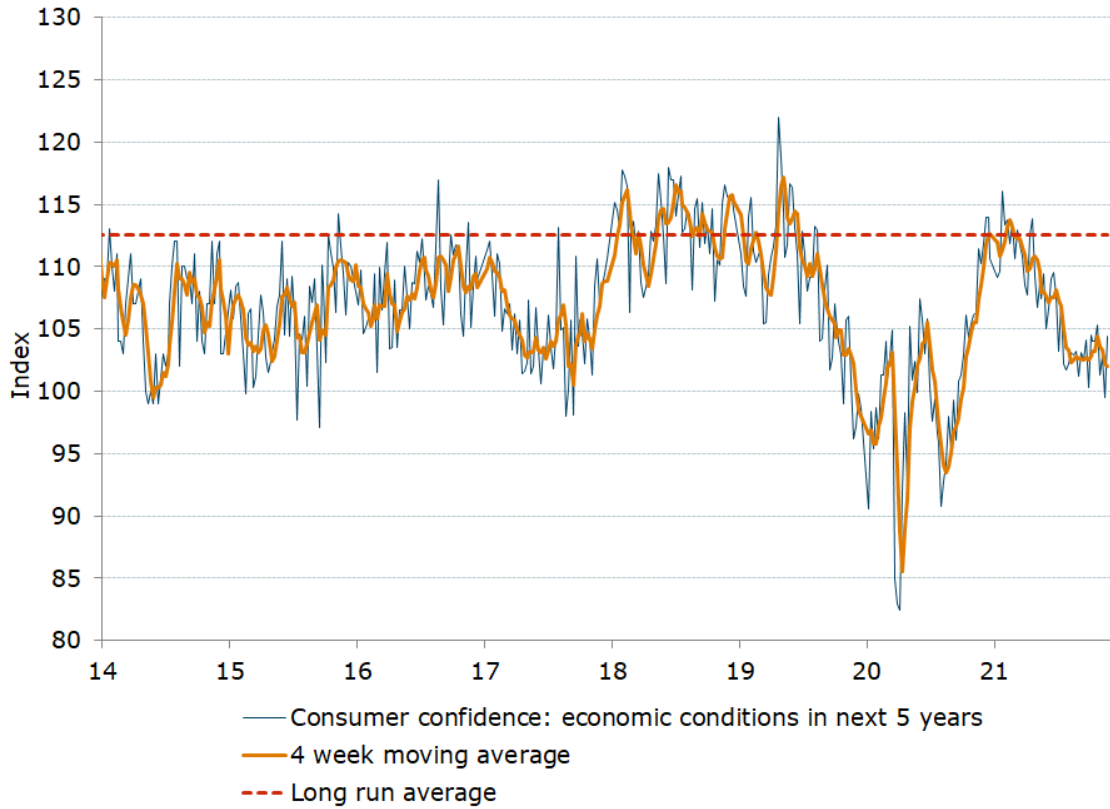


Source: ANZ-Roy Morgan



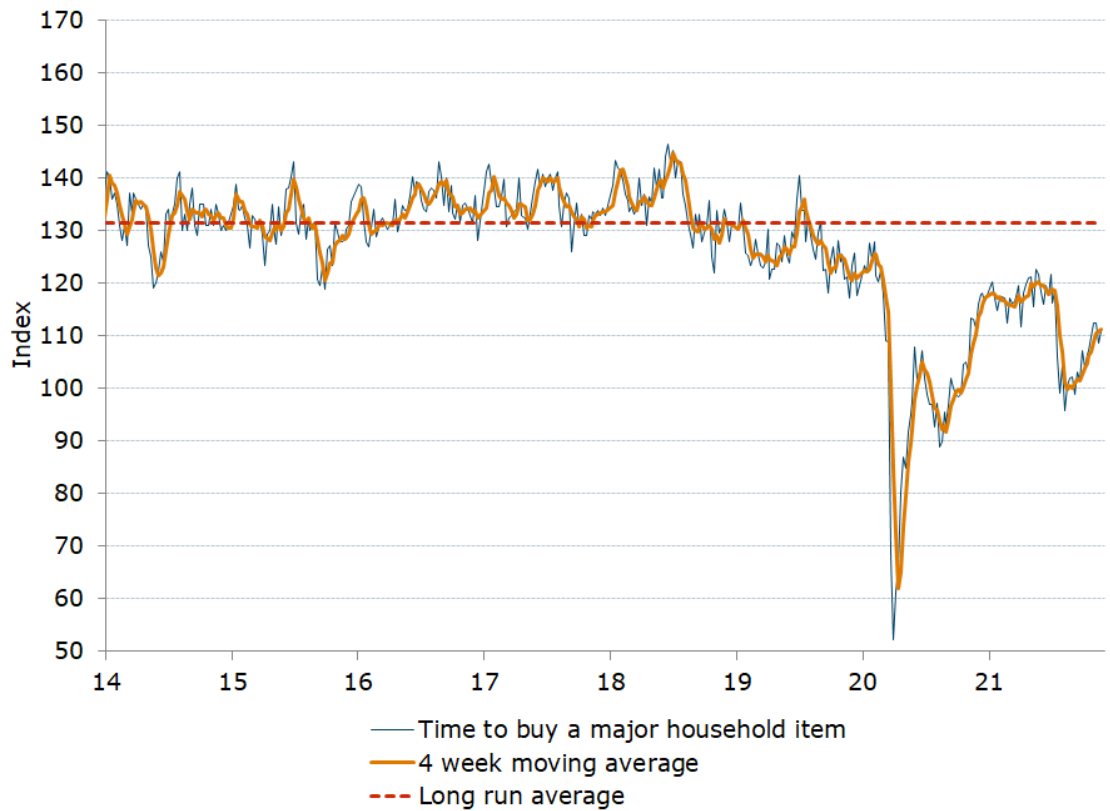
## Charts

**Figure 6. 'Future economic conditions' jumped 4.9%**



Source: ANZ-Roy Morgan

**Figure 7. 'Time to buy a major household item' increased 2.1%**

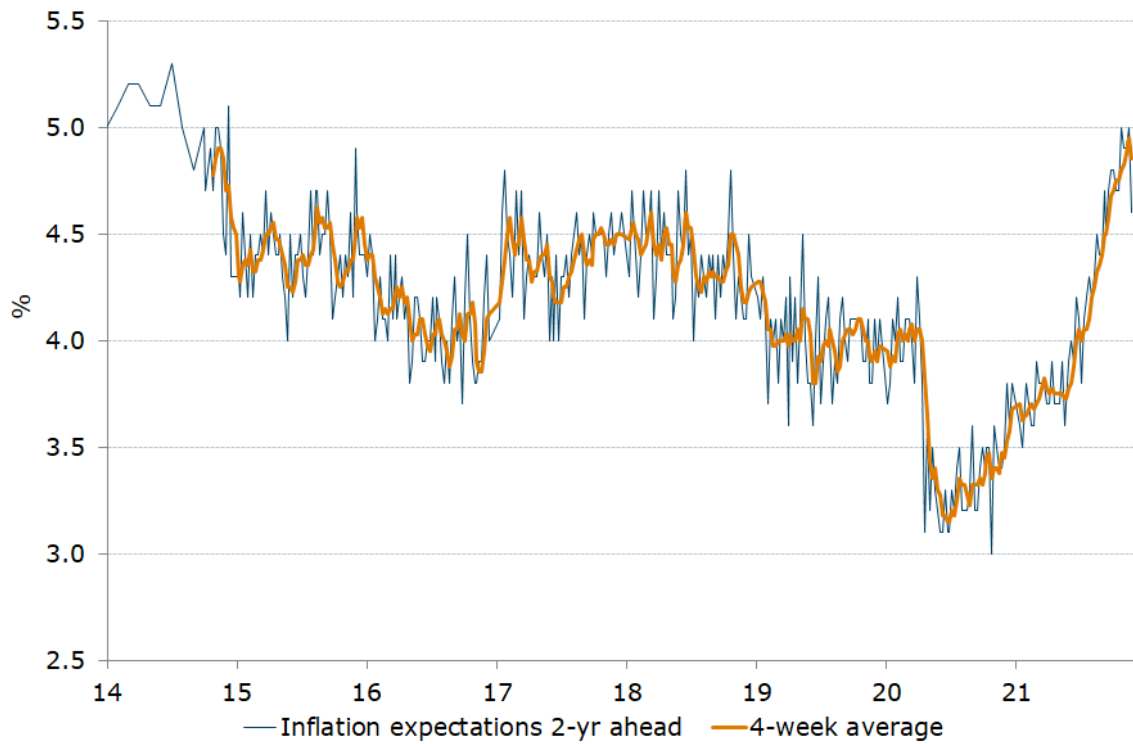


Source: ANZ-Roy Morgan



## Charts

**Figure 8. Weekly inflation expectations dropped 0.4ppt to 4.6% taking the four-week moving average 0.1ppt lower to 4.9%**



\* Data from Oct-2014 is weekly.  
Data prior to that is monthly.

Source: ANZ-Roy Morgan



## Data table

Table 1. ANZ-Roy Morgan Australian Consumer Confidence

	Headline index		Subindices				Inflation expectations	
	Last week	4-week moving average	1. Financial situation compared to a year ago	2. Financial situation next year	3. Economic conditions next year	4. Economic conditions next 5 years	5. Time to buy a major household item	6. Inflation expectations 2-year ahead (%)
<b>Avg since 2001</b>	115	-	102	124	103	113	132	-
<b>2010 avg</b>	124	-	101	127	124	130	139	5.7
<b>2011 avg</b>	114	-	97	117	101	116	140	6.0
<b>2012 avg</b>	113	-	99	118	97	113	138	5.8
<b>2013 avg</b>	119	-	104	128	106	118	139	5.0
<b>2014 avg</b>	111	-	104	121	94	106	132	4.9
<b>2015 avg</b>	112	-	107	124	94	106	131	4.4
<b>2016 avg</b>	115	-	109	127	99	108	134	4.1
<b>2017 avg</b>	114	-	105	124	100	105	135	4.4
<b>2018 avg</b>	119	-	108	126	109	113	135	4.4
<b>2019 avg</b>	114	-	109	126	101	109	126	4.0
<b>1-Nov-20</b>	99.9	98.9	88.4	120.1	81.7	106.1	103.0	3.6
<b>8-Nov-20</b>	103.1	100.2	93.8	118.7	83.2	106.3	113.3	3.5
<b>15-Nov-20</b>	106.6	102.3	95.3	122.9	90.0	111.4	113.1	3.4
<b>22-Nov-20</b>	104.5	103.5	91.0	122.9	87.1	110.2	111.3	3.4
<b>29-Nov-20</b>	107.5	105.4	93.1	123.1	93.7	111.8	116.0	3.5
<b>6-Dec-20</b>	109.3	107.0	92.5	125.6	96.4	114.0	117.7	3.8
<b>13-Dec-20</b>	111.2	108.1	98.4	126.2	99.2	114.0	118.0	3.6
<b>20-Dec-20</b>	109.0	109.3	96.2	127.3	94.6	110.6	116.3	3.8
<b>10-Jan-21</b>	108.9	109.6	98.2	124.9	92.4	109.1	120.1	3.6
<b>17-Jan-21</b>	108.7	109.5	95.3	127.9	93.5	109.6	117.2	3.5
<b>24-Jan-21</b>	111.2	109.5	97.6	125.7	102.0	116.1	114.8	3.7
<b>31-Jan-21</b>	112.1	110.2	101.4	129.6	99.3	113.3	117.0	3.8
<b>7-Feb-21</b>	111.4	110.9	97.9	126.9	101.0	113.8	117.4	3.7
<b>14-Feb-21</b>	109.9	111.2	98.1	123.3	99.2	111.8	117.0	3.6
<b>21-Feb-21</b>	109.2	110.7	98.0	123.0	99.2	113.6	112.4	3.6
<b>28-Feb-21</b>	110.3	110.2	97.8	124.3	101.6	110.6	117.1	3.9
<b>7-Mar-21</b>	111.9	110.3	99.3	125.7	105.3	112.9	116.2	3.8
<b>14-Mar-21</b>	110.9	110.6	96.8	125.0	104.7	111.7	116.3	3.8
<b>21-Mar-21</b>	110.4	110.9	98.9	121.8	102.6	110.8	118.2	3.8
<b>28-Mar-21</b>	112.3	111.4	103.3	126.8	103.1	108.5	119.6	3.7
<b>4-Apr-21</b>	107.7	110.3	97.5	122.5	99.1	107.7	111.7	3.7
<b>11-Apr-21</b>	114.1	111.1	105.6	128.4	106.1	112.5	118.1	3.9
<b>18-Apr-21</b>	114.0	112.0	102.0	126.4	108.2	113.9	119.7	3.7
<b>25-Apr-21</b>	112.4	112.1	102.5	123.8	105.9	109.2	120.8	3.7
<b>2-May-21</b>	112.7	113.3	104.8	124.2	106.8	106.7	121.1	3.7
<b>9-May-21</b>	111.6	112.7	101.9	122.4	109.8	108.6	115.4	3.9
<b>16-May-21</b>	112.5	112.3	103.5	122.5	106.4	107.4	122.5	3.6
<b>23-May-21</b>	114.2	112.8	108.3	126.6	105.5	109.4	121.6	3.7
<b>30-May-21</b>	111.4	112.4	105.0	123.6	105.0	105.0	118.4	3.9
<b>6-Jun-21</b>	110.7	112.2	103.4	126.1	101.7	106.6	115.8	4.0
<b>13-Jun-21</b>	111.0	111.8	99.0	124.2	103.1	109.0	119.6	3.9
<b>20-Jun-21</b>	112.4	111.4	103.9	123.2	108.2	109.5	117.5	4.2
<b>27-Jun-21</b>	112.2	111.6	102.6	124.9	104.5	107.6	121.6	4.1
<b>4-Jul-21</b>	107.8	110.9	99.9	122.5	97.2	103.2	116.2	3.8
<b>11-Jul-21</b>	110.0	110.6	100.3	125.0	98.9	107.0	118.5	4.1
<b>18-Jul-21</b>	104.3	108.6	101.5	120.8	91.1	102.2	106.0	4.2
<b>25-Jul-21</b>	100.7	105.7	98.0	119.3	85.6	101.7	99.0	4.3
<b>1-Aug-21</b>	101.8	104.2	99.0	122.0	81.6	102.2	104.2	4.2
<b>8-Aug-21</b>	98.6	101.4	93.4	116.2	84.7	103.1	95.6	4.3
<b>15-Aug-21</b>	101.1	100.6	96.1	121.9	84.3	102.9	100.4	4.5
<b>22-Aug-21</b>	101.6	100.8	102.8	121.5	78.5	103.2	102.0	4.4
<b>29-Aug-21</b>	101.8	100.8	99.5	123.1	83.2	101.2	102.2	4.4
<b>5-Sep-21</b>	100.0	101.1	97.2	118.2	82.6	103.1	98.9	4.7
<b>12-Sep-21</b>	103.1	101.6	99.1	122.6	88.2	102.5	103.1	4.5
<b>19-Sep-21</b>	103.3	102.1	96.1	124.9	90.1	104.1	101.5	4.7
<b>26-Sep-21</b>	103.7	102.5	99.9	122.5	88.9	100.3	107.2	4.8
<b>3-Oct-21</b>	104.6	103.7	102.1	122.1	90.8	104.5	103.8	4.8
<b>10-Oct-21</b>	105.6	104.3	100.6	122.5	94.6	104.0	106.5	4.7
<b>17-Oct-21</b>	107.0	105.2	100.5	124.2	98.9	104.0	107.1	4.7
<b>24-Oct-21</b>	106.8	106.0	100.3	120.0	98.6	105.3	109.7	5.0
<b>31-Oct-21</b>	108.4	107.0	106.8	122.1	99.4	101.3	112.3	4.9
<b>7-Nov-21</b>	109.0	107.8	105.8	124.6	99.7	102.8	112.4	4.9
<b>14-Nov-21</b>	106.0	107.6	100.8	120.8	100.1	99.5	108.6	5.0
<b>21-Nov-21</b>	107.4	107.7	102.4	120.8	98.4	104.4	110.9	4.6

Source: ANZ-Roy Morgan



## Important notice

---

[4 April 2019]

This publication is published by Australia and New Zealand Banking Group Limited ABN 11 005 357 522 ("ANZBGL") in Australia. This publication is intended as thought-leadership material. It is not published with the intention of providing any direct or indirect recommendations relating to any financial product, asset class or trading strategy.

The information in this publication is not intended to influence any person to make a decision in relation to a financial product or class of financial products. It is general in nature and does not take account of the circumstances of any individual or class of individuals. Nothing in this publication constitutes a recommendation, solicitation or offer by ANZBGL or its branches or subsidiaries (collectively "ANZ") to you to acquire a product or service, or an offer by ANZ to provide you with other products or services. All information contained in this publication is based on information available at the time of publication. While this publication has been prepared in good faith, no representation, warranty, assurance or undertaking is or will be made, and no responsibility or liability is or will be accepted by ANZ in relation to the accuracy or completeness of this publication or the use of information contained in this publication. ANZ does not provide any financial, investment, legal or taxation advice in connection with this publication.