

# ANZ-Roy Morgan Australian Consumer Confidence Media Release

15 April 2020



This is not personal advice.  
It does not consider your  
objectives or circumstances.  
Please refer to the  
Important Notice.

## Contributors

**David Plank**  
Head of Australian  
Economics  
+61 2 8037 0029  
[David.Plank@anz.com](mailto:David.Plank@anz.com)

**Shaurya Mishra**  
Junior Economist  
+91 80 6795 0463  
[Shaurya.Mishra@anz.com](mailto:Shaurya.Mishra@anz.com)

## Contact

[research@anz.com](mailto:research@anz.com)  
**Follow us on Twitter**  
[@ANZ\\_Research](https://twitter.com/ANZ_Research)

## Series available at **Bloomberg**

AU: ALLX AUANZ <GO>  
NZ: ALLX NZANZ <GO>

Previous reports available to  
subscribers on [ANZ Live](#)

## Further lift in confidence

- Confidence strengthened for a second week, with a close to 9% gain coming after the prior week's jump of more than 10%. Strength was broad based.
- 'Current financial conditions' gained 8.7%, while 'future financial conditions' rose 7.9%.
- 'Current economic conditions' gained 6.3%, building on the massive gain of 24.6% in the previous reading. 'Future financial conditions' gained 11.8% after being the only subcomponent that fell in the previous reading.
- 'Time to buy a major household item' gained 8% and the four-week moving average for 'inflation expectations' fell 0.1ppt to 4%. The weekly reading dipped to 3.8% from 4.1%.

## ANZ-Roy Morgan Consumer Confidence and inflation expectations

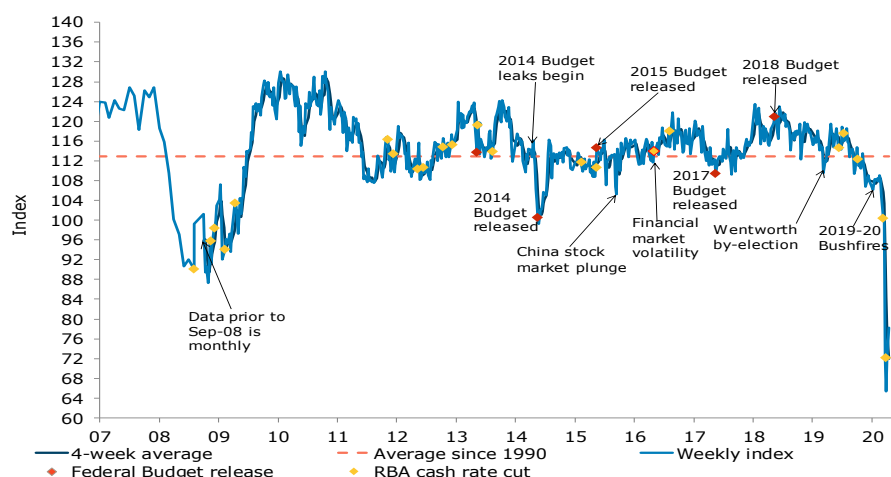
Last weekend (11–12 Apr)	Weekly change, %	Four-week average	Monthly average since 1990	Inflation expectations (four-week ma)
78.2	8.8%	71.9	113	4.0%

This weekly ANZ-Roy Morgan Australian Consumer Confidence Rating is based on 1,492 interviews conducted online and over the telephone on the weekend. Not seasonally adjusted. Further data history on page 6.

## ANZ Head of Australian Economics, David Plank, commented:

The Government's fiscal packages and the flattening of the pandemic curve are helping consumer confidence make further gains. Confidence is now up close to 20% from the historic low reached over the last weekend in March. Despite this, it is still some way below the levels seen during the GFC. The challenge for sentiment over the next few months is likely to be a deluge of poor economic data. We've already seen a taste of it this week, with the plunge in business confidence and conditions. March employment data, due out later this week, may deliver more bad news, though the fact the survey week for the report was in early March means it is likely to be some way short of the disastrous labour market data we unfortunately expect to see in coming months.

## Confidence up for a second week but still very low

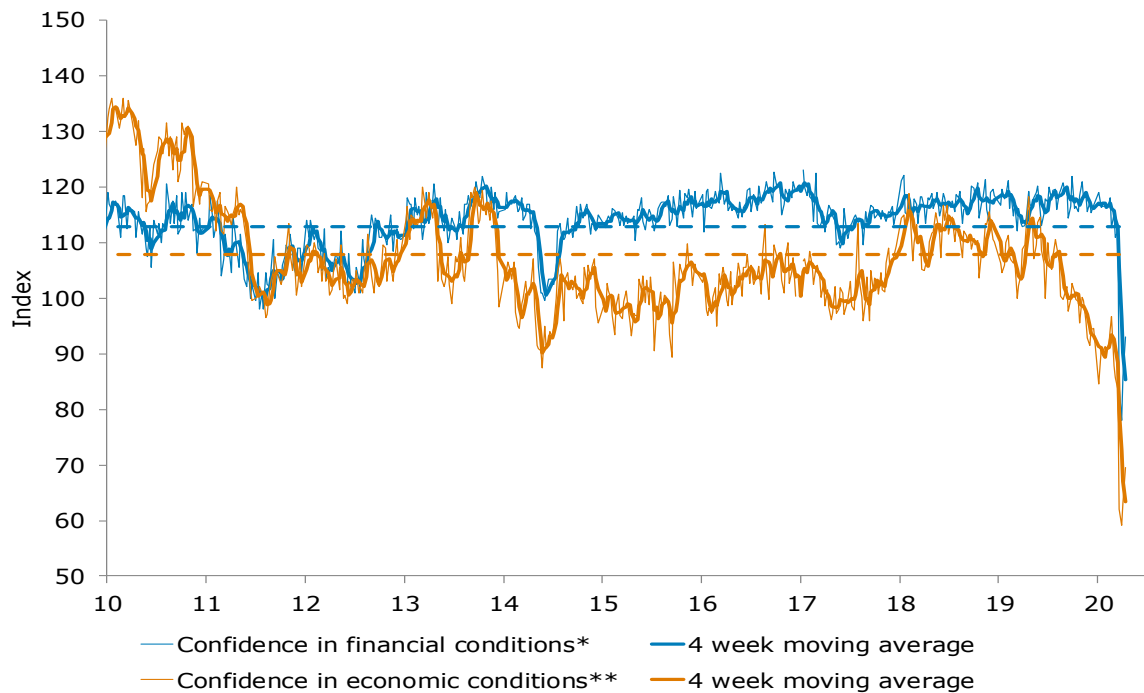


Source: ANZ-Roy Morgan, ANZ Research



## Charts

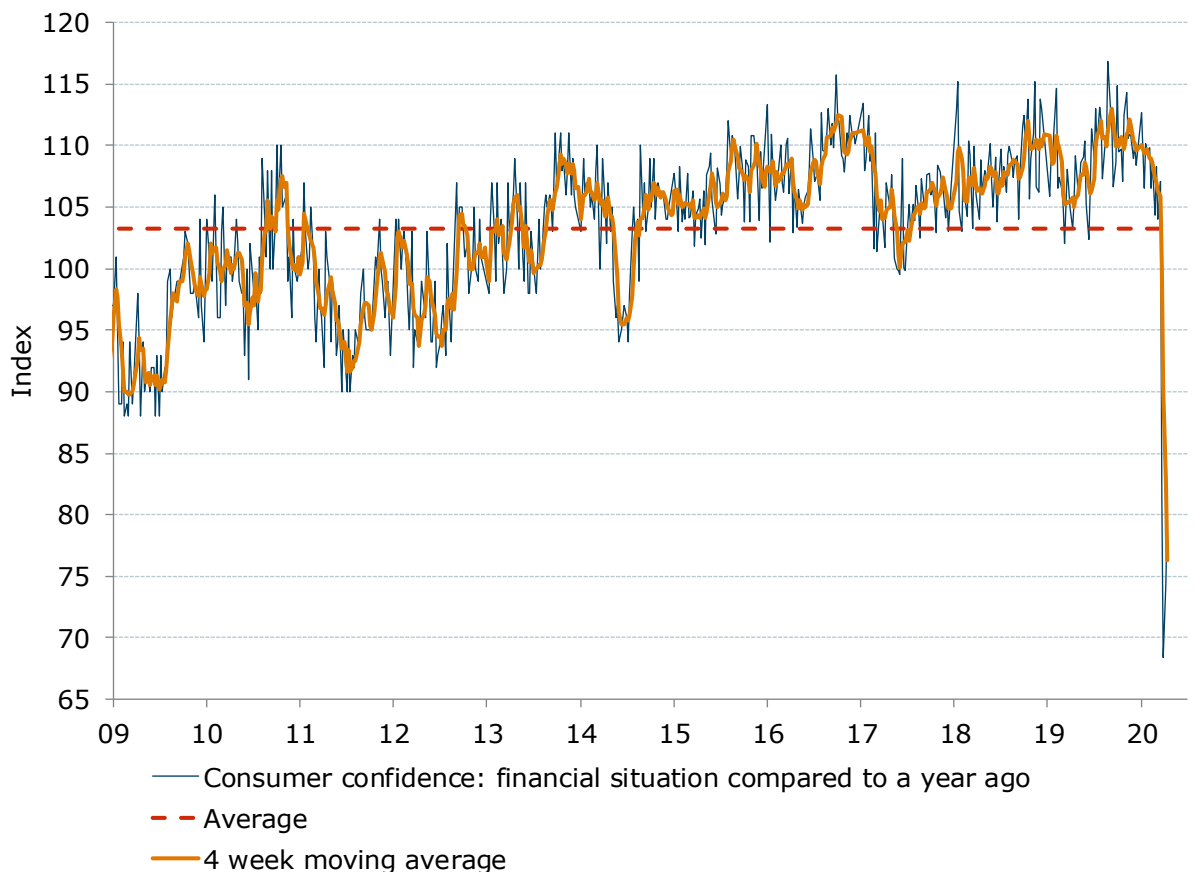
**Figure 1. 'Financial' and 'economic' conditions rise together**



Source: ANZ-Roy Morgan

Note: \*Financial conditions index is an average of 'financial situation compared to a year ago' and 'financial situation next year' sub-indices. \*\*Economic conditions index is an average of 'economic conditions in 12 months' and 'economic conditions in five years' sub-indices.

**Figure 2. 'Current finances' gain 8.7%**

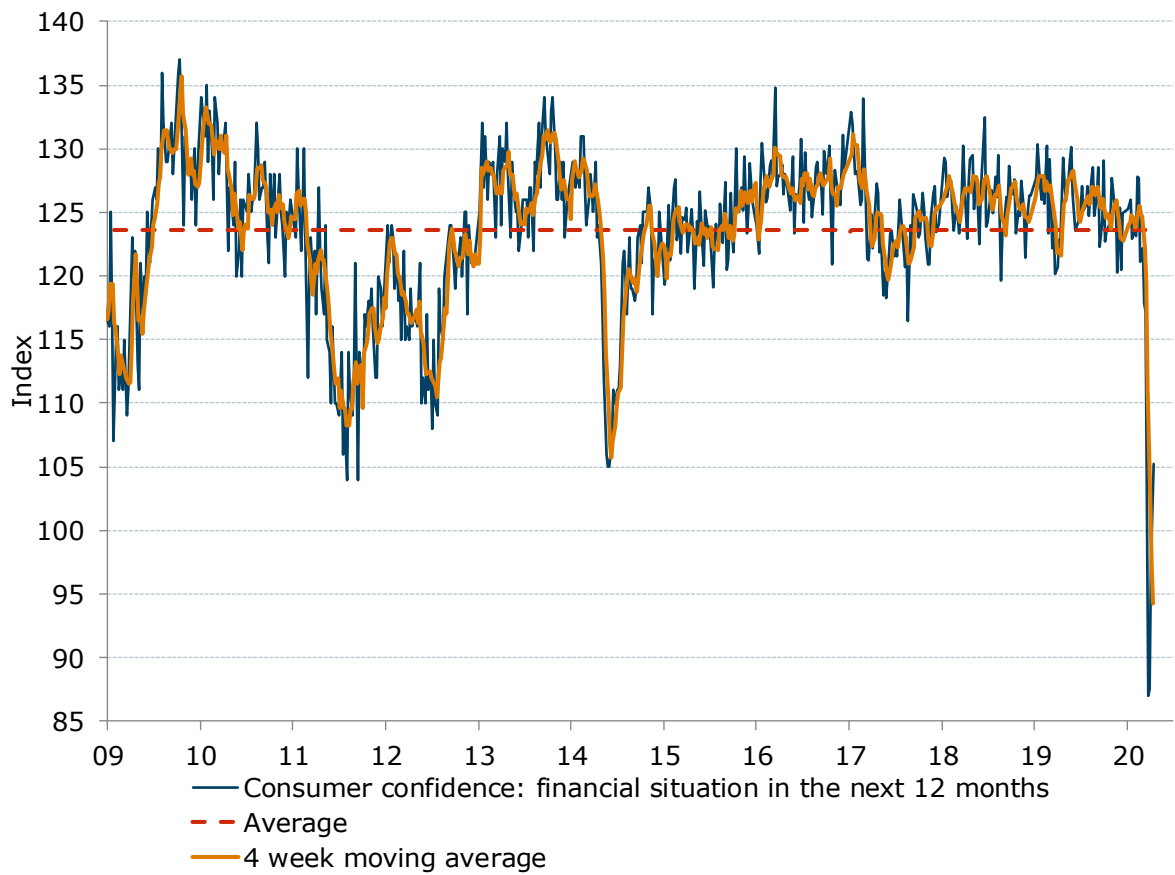


Source: ANZ-Roy Morgan



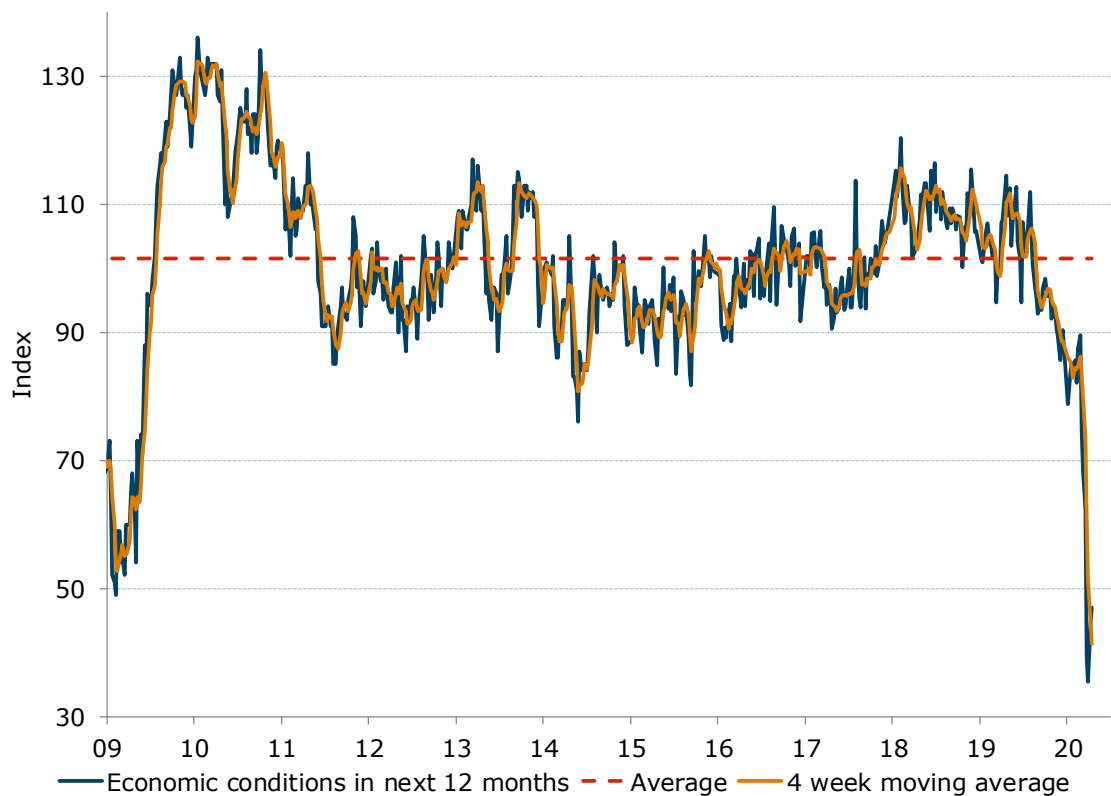
## Charts

**Figure 3. 'Future financial conditions' lifts**



Source: ANZ-Roy Morgan

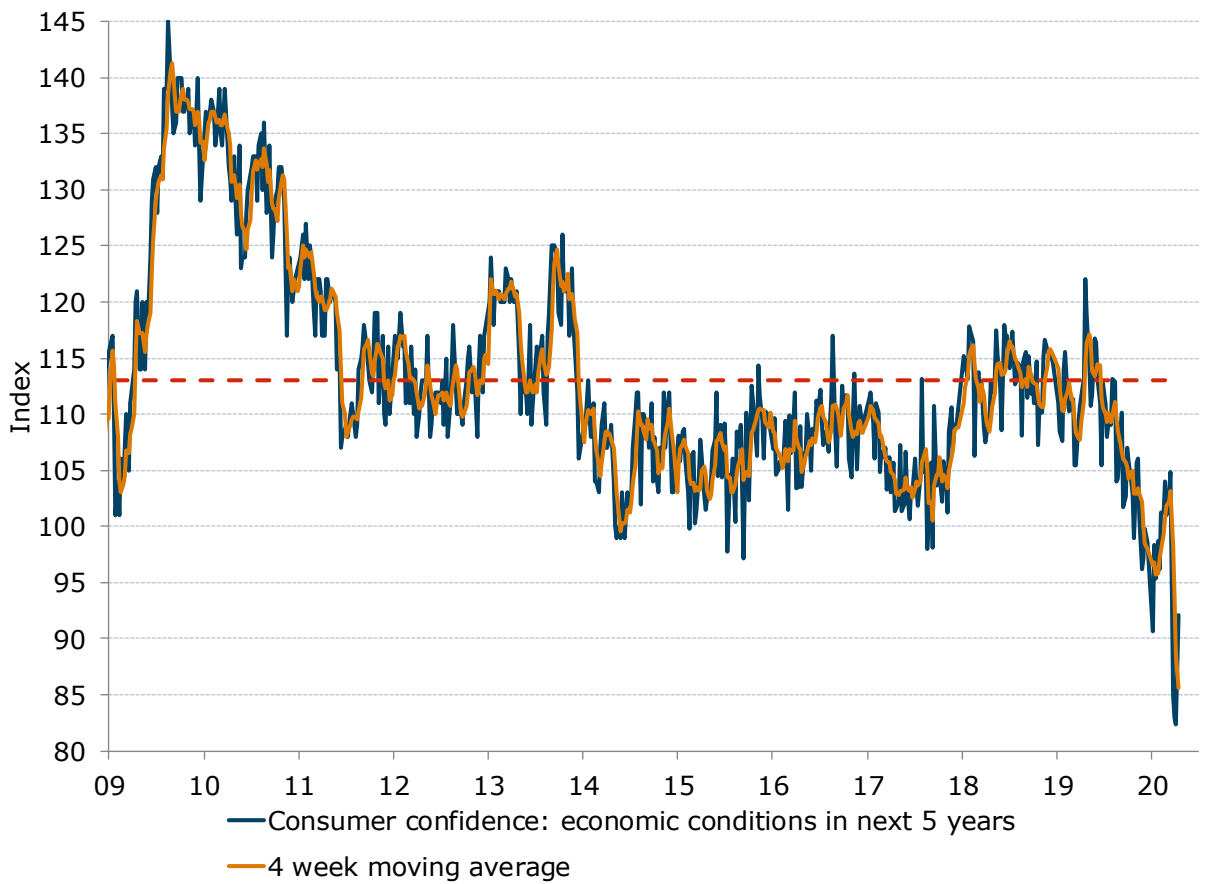
**Figure 4. 'Current economic conditions' gain 6.3%**



Source: ANZ-Roy Morgan

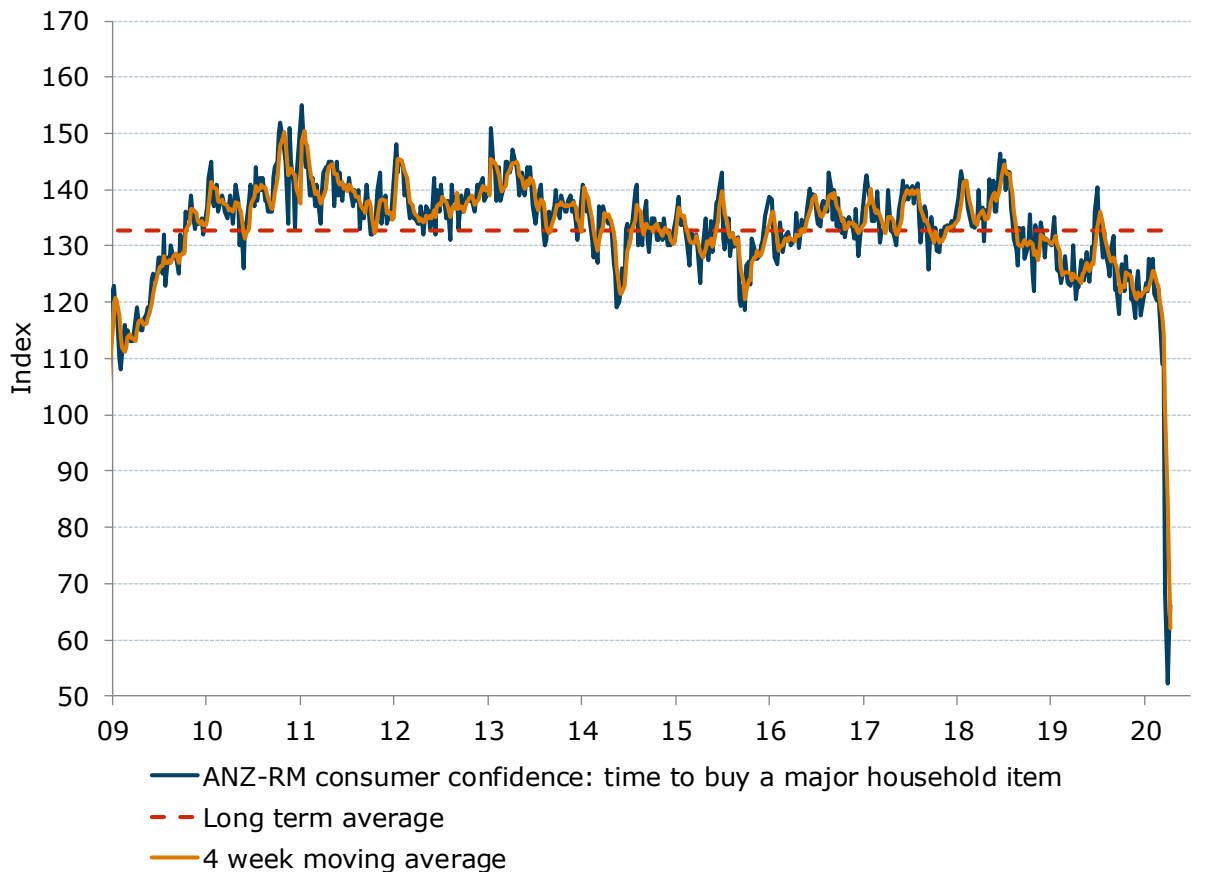


**Figure 5. 'Future economic conditions' also up**



Source: ANZ-Roy Morgan

**Figure 6. 'Time to buy a household item' up 8%, on top of 17.5% in the previous reading**

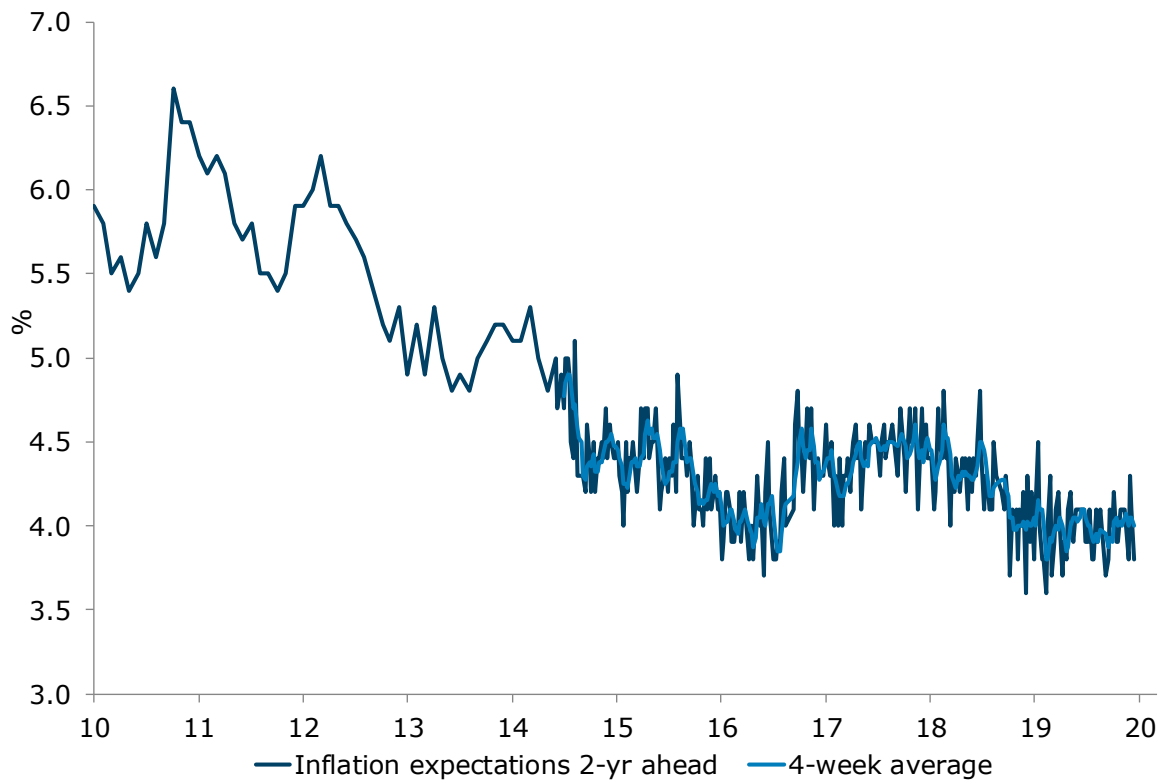


Source: ANZ-Roy Morgan



## Charts

**Figure 7. Four-week moving average 'inflation expectations' down 0.1ppt to 4%**



\* Data from Oct-2014 is weekly.  
Data prior to that is monthly.

Source: ANZ-Roy Morgan



## Data table

Table 1. ANZ-Roy Morgan Australian Consumer Confidence

	Headline index		Subindices				Inflation Expectations	
	Last week	4-week moving average	1. Financial situation compared to a year ago	2. Financial situation next year	3. Economic conditions next year	4. Economic conditions next 5 years	5. Time to buy a major household item	6. Inflation expectations 2-year ahead (%)
<b>Avg since 2001</b>	116	-	103	124	105	113	134	-
<b>2011 avg</b>	114	-	97	117	101	116	140	6.0
<b>2012 avg</b>	113	-	99	118	97	113	138	5.8
<b>2013 avg</b>	119	-	104	128	106	118	139	5.0
<b>2014 avg</b>	111	-	104	121	94	106	132	4.9
<b>2015 avg</b>	112	-	107	124	94	106	131	4.4
<b>2016 avg</b>	115	-	109	127	99	108	134	4.1
<b>2017 avg</b>	114	-	105	124	100	105	135	4.4
<b>2018 avg</b>	119	-	108	126	109	113	135	4.4
<b>2019 avg</b>	114	-	109	126	101	109	126	4.0
<b>7-Jul-19</b>	117.6	116.3	113.0	127.1	103.3	110.9	133.8	3.9
<b>14-Jul-19</b>	115.9	116.7	110.0	125.2	102.3	108.0	133.8	4.1
<b>21-Jul-19</b>	116.3	117.2	113.1	125.6	105.8	109.1	127.9	4.2
<b>28-Jul-19</b>	118.5	117.1	112.1	127.1	111.9	109.1	132.4	4.0
<b>4-Aug-19</b>	115.8	116.6	107.3	124.7	105.1	113.2	128.9	3.7
<b>11-Aug-19</b>	115.5	116.5	110.1	127.7	100.6	112.9	126.3	3.9
<b>18-Aug-19</b>	112.8	115.7	110.3	128.5	96.8	104.0	124.5	3.8
<b>25-Aug-19</b>	114.1	114.6	116.8	124.7	95.4	104.2	129.5	4.1
<b>1-Sep-19</b>	114.4	114.2	113.0	126.3	92.8	108.2	131.7	4.2
<b>8-Sep-19</b>	113.3	113.7	111.7	128.5	94.1	110.1	122.3	4.0
<b>15-Sep-19</b>	109.3	112.8	106.6	122.3	93.5	101.7	122.6	3.9
<b>22-Sep-19</b>	110.1	111.8	108.6	124.3	96.9	102.7	118.0	4.1
<b>29-Sep-19</b>	114.7	111.9	114.9	129.1	98.3	107.0	124.3	4.1
<b>6-Oct-19</b>	112.3	111.6	109.5	122.7	96.6	105.8	126.8	4.1
<b>13-Oct-19</b>	110.9	112.0	109.7	123.5	95.6	104.0	121.9	4.1
<b>20-Oct-19</b>	111.6	112.4	107.1	124.0	95.9	102.9	128.1	4.1
<b>27-Oct-19</b>	110.4	111.3	112.5	124.5	92.1	99.0	123.9	3.9
<b>3-Nov-19</b>	113.5	111.6	114.3	127.7	94.5	105.7	125.5	3.9
<b>10-Nov-19</b>	111.1	111.7	110.6	125.6	93.0	106.0	120.6	4.1
<b>17-Nov-19</b>	109.9	111.2	110.9	125.8	90.6	100.8	121.1	3.8
<b>24-Nov-19</b>	106.8	110.3	110.8	120.3	89.4	96.2	117.1	3.8
<b>1-Dec-19</b>	108.1	109.0	109.0	125.4	85.7	97.2	123.3	4.1
<b>8-Dec-19</b>	109.0	108.5	110.1	120.5	89.0	99.8	125.6	3.9
<b>15-Dec-19</b>	108.0	108.0	108.4	124.9	90.4	98.6	117.6	4.1
<b>5-Jan-20</b>	106.2	107.8	112.7	125.3	78.7	90.6	123.3	3.7
<b>12-Jan-20</b>	107.3	107.6	106.5	126.0	83.5	98.4	121.9	3.8
<b>19-Jan-20</b>	108.3	107.5	110.1	122.9	85.3	95.4	127.6	4.1
<b>26-Jan-20</b>	108.0	107.5	109.5	123.5	83.8	98.7	124.5	4.0
<b>2-Feb-20</b>	108.5	108.0	109.8	123.1	85.6	96.2	127.8	4.2
<b>9-Feb-20</b>	107.8	108.2	106.5	127.8	82.1	101.3	121.4	3.9
<b>16-Feb-20</b>	109.1	108.4	108.6	127.7	87.4	101.3	120.3	3.9
<b>23-Feb-20</b>	108.3	108.4	104.3	121.1	89.5	104.0	122.4	4.1
<b>1-Mar-20</b>	104.8	107.5	108.3	122.2	74.6	101.0	117.8	4.1
<b>8-Mar-20</b>	100.4	105.7	104.0	117.8	68.6	102.7	109.1	4.1
<b>15-Mar-20</b>	100.0	103.4	107.1	117.2	62.2	104.9	108.9	4.0
<b>22-Mar-20</b>	72.2	94.4	81.5	87.0	39.1	84.9	68.4	3.8
<b>29-Mar-20</b>	65.3	84.5	68.4	87.5	35.4	82.9	52.1	4.3
<b>5-Apr-20</b>	71.9	77.4	74.4	97.5	44.1	82.4	61.2	4.1
<b>12-Apr-20</b>	78.2	71.9	80.9	105.2	46.9	92.1	66.1	3.8

Source: ANZ-Roy Morgan



## Important notice

---

[4 April 2019]

This publication is published by Australia and New Zealand Banking Group Limited ABN 11 005 357 522 ("ANZBGL") in Australia. This publication is intended as thought-leadership material. It is not published with the intention of providing any direct or indirect recommendations relating to any financial product, asset class or trading strategy.

The information in this publication is not intended to influence any person to make a decision in relation to a financial product or class of financial products. It is general in nature and does not take account of the circumstances of any individual or class of individuals. Nothing in this publication constitutes a recommendation, solicitation or offer by ANZBGL or its branches or subsidiaries (collectively "ANZ") to you to acquire a product or service, or an offer by ANZ to provide you with other products or services. All information contained in this publication is based on information available at the time of publication. While this publication has been prepared in good faith, no representation, warranty, assurance or undertaking is or will be made, and no responsibility or liability is or will be accepted by ANZ in relation to the accuracy or completeness of this publication or the use of information contained in this publication. ANZ does not provide any financial, investment, legal or taxation advice in connection with this publication.