

ANZ-Roy Morgan Australian Consumer Confidence Media Release

28 May 2019



This is not personal advice. It does not consider your objectives or circumstances. Please refer to the Important Notice.

Contributors

Shaurya Mishra
Junior Economist
+91 80 6795 0463
Shaurya.Mishra@anz.com

David Plank

Head of Australian Economics
+61 2 8037 0029
David.Plank@anz.com

Follow us on Twitter
[@ANZ_Research](https://twitter.com/ANZ_Research)

Contact

research@anz.com

Series available at

Bloomberg
AU: ALLX AUANZ <GO>
NZ: ALLX NZANZ <GO>

Previous reports available to subscribers on [ANZ Live](#)

Confidence increases further

- Confidence continues its rise, gaining 1.2% last week. With the exception of 'Time to buy a household item', which fell 2.9%, all the sub-indices were positive.
- Current financial conditions rose by 1.2%, while future financial conditions were up 0.8%. These two indices have risen for three consecutive weeks. The measure of current financial conditions is its highest since early February.
- Current economic conditions rose 3.0% while future economic conditions were up 4.5%.
- The four-week moving average for inflation expectations was stable at 4.1%.

ANZ-Roy Morgan Consumer Confidence and inflation expectations

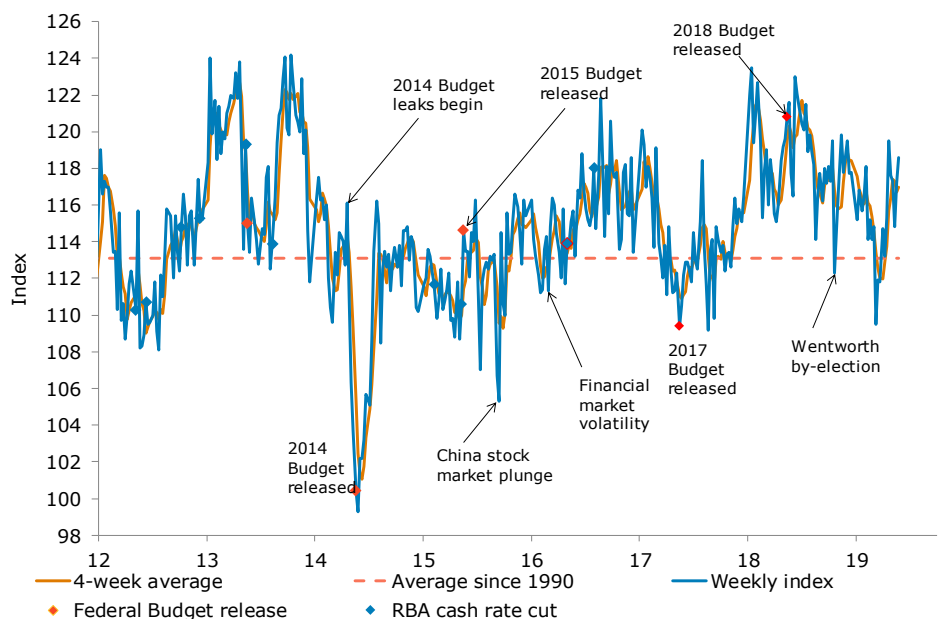
Last week (25-26 May)	Weekly change, %	Four-week average	Monthly average since 1990	Inflation expectations (four-week ma)
118.6	1.2%	117	113.1	4.1%

Data collected last weekend (Saturday and Sunday), based on around 1,000 face-to-face interviews. Not seasonally adjusted. Further data history on page 6.

ANZ Head of Australian Economics, David Plank, commented:

"Consumers are upbeat about both their personal outlook and the economy in general. The prospect of lower interest rates and what appears to be a major sentiment shift on the housing market are likely drivers of the positive outlook. The gain comes despite negative developments in the global economy. While the four-week moving average for inflation expectations was unchanged at 4.1%, the weekly reading dropped back under 4%. This is the fifth sub-4% reading since early March, an unprecedented run of low results for this survey.

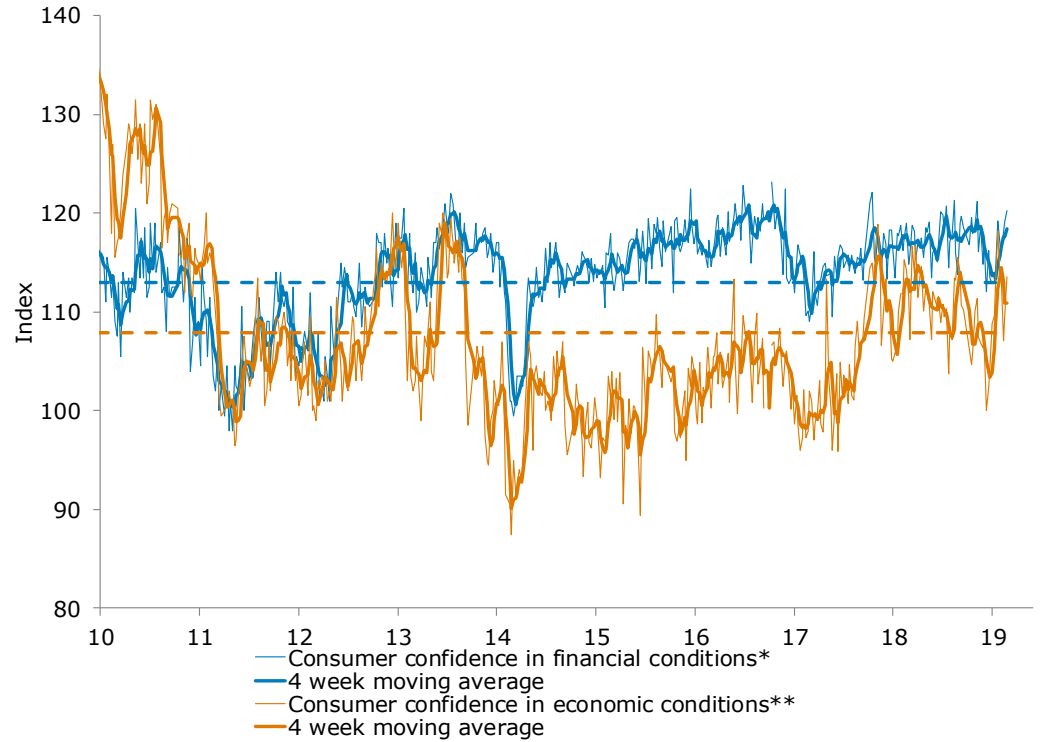
Confidence up by 1.2%



Source: ANZ-Roy Morgan



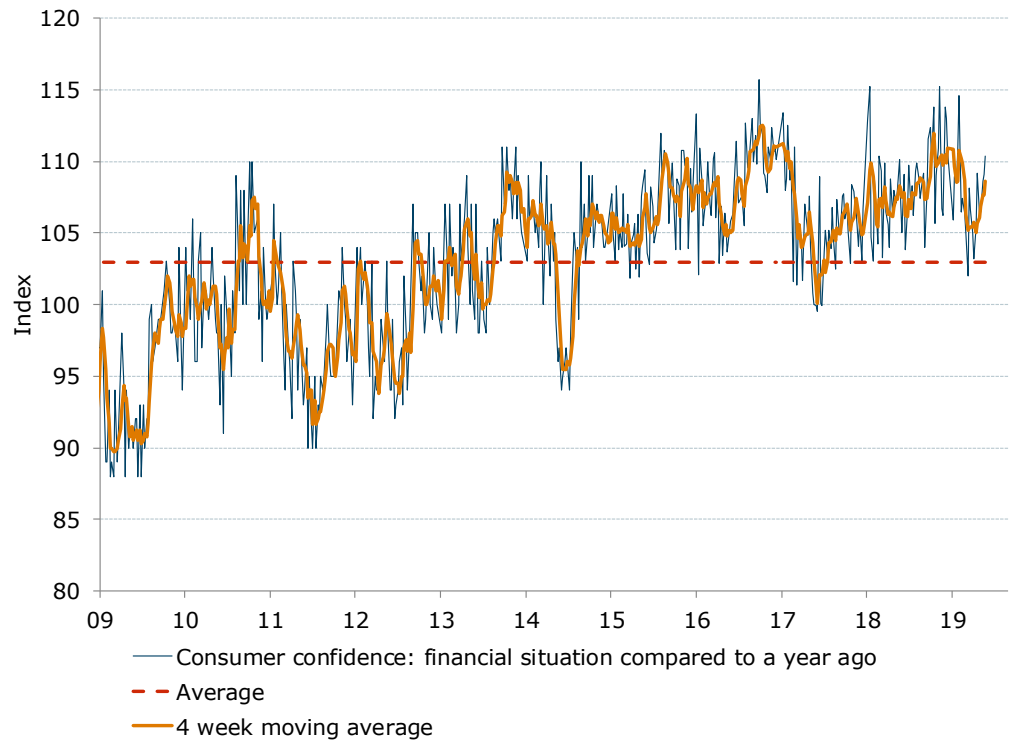
Figure 1. Financial and economic conditions rise simultaneously



Source: ANZ-Roy Morgan

Note: Financial conditions index is an average of 'financial situation compared to a year ago' and 'financial situation next year' sub-indices. Economic conditions index is an average of 'economic conditions in 12 months' and 'economic conditions in five years' sub-indices.

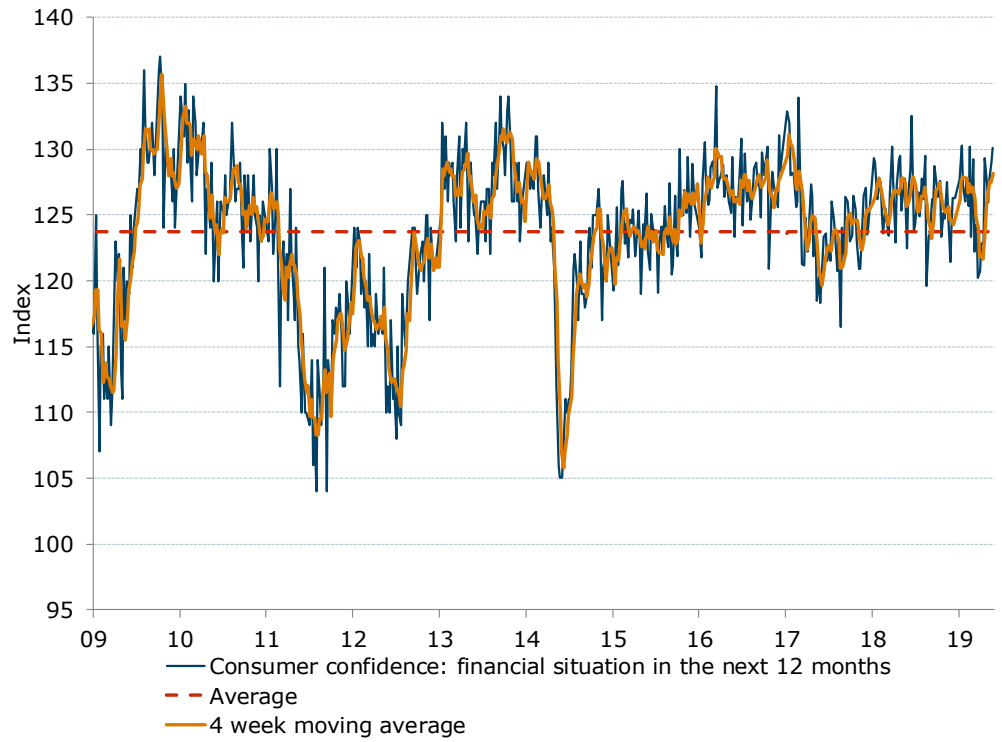
Figure 2. 'Current finances' on an uptrend



Source: ANZ-Roy Morgan

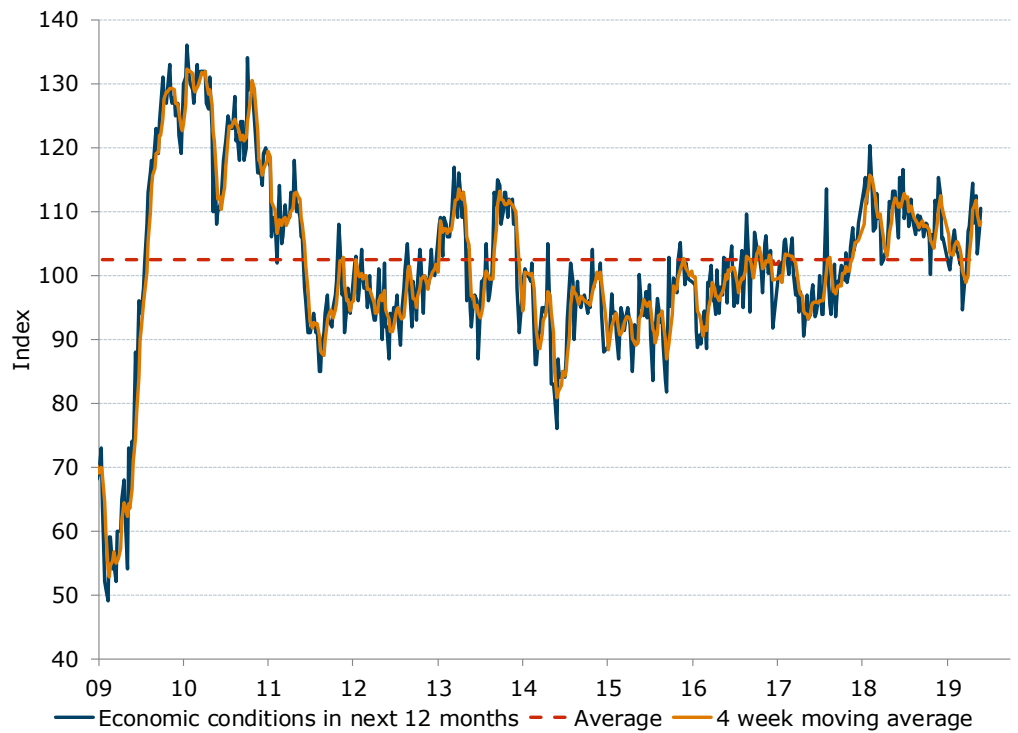


Figure 3. 'Future financial conditions' registers three straight weekly gains



Source: ANZ-Roy Morgan

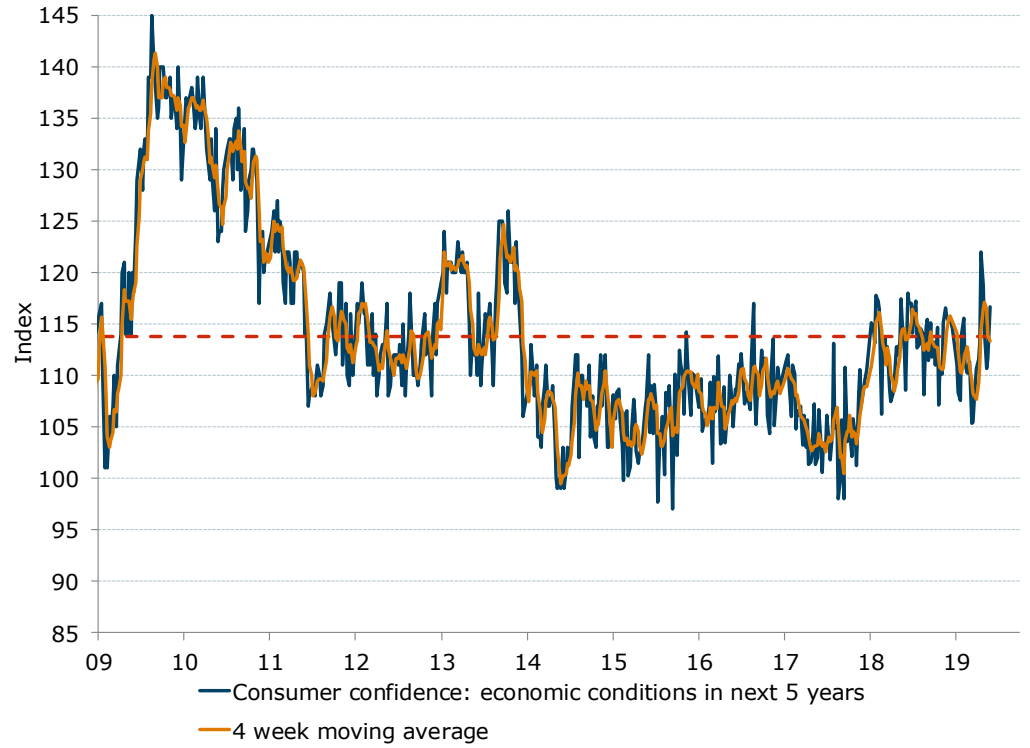
Figure 4. 'Current economic conditions' up by 3%



Source: ANZ-Roy Morgan

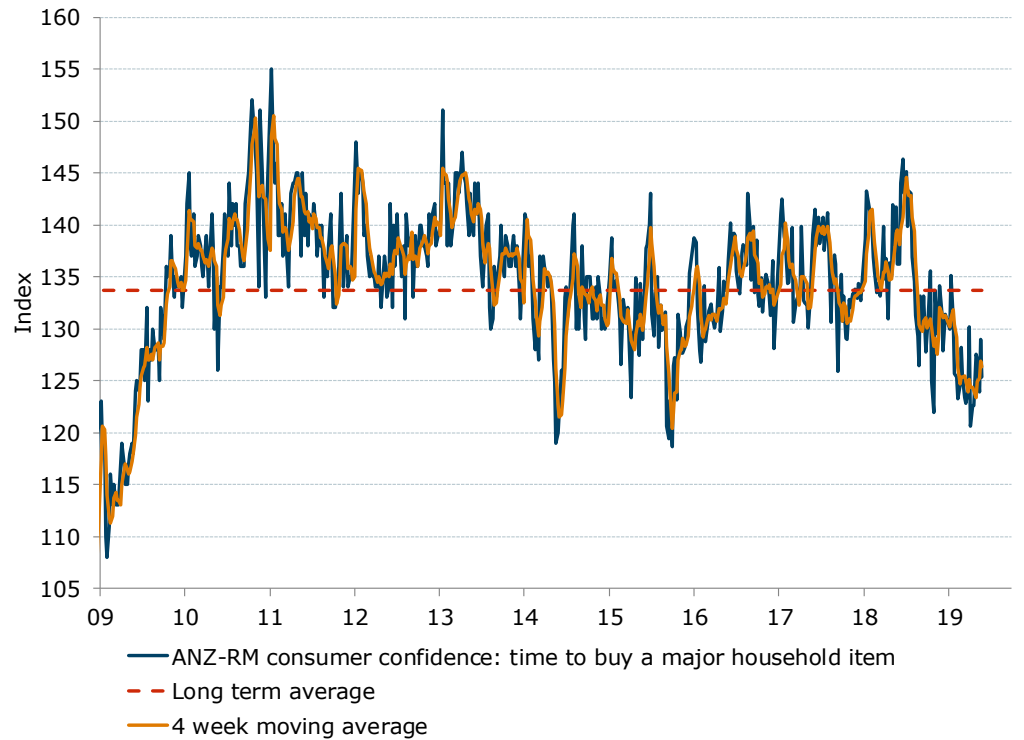


Figure 5. 'Future economic conditions' jump by 4.5%



Source: ANZ-Roy Morgan

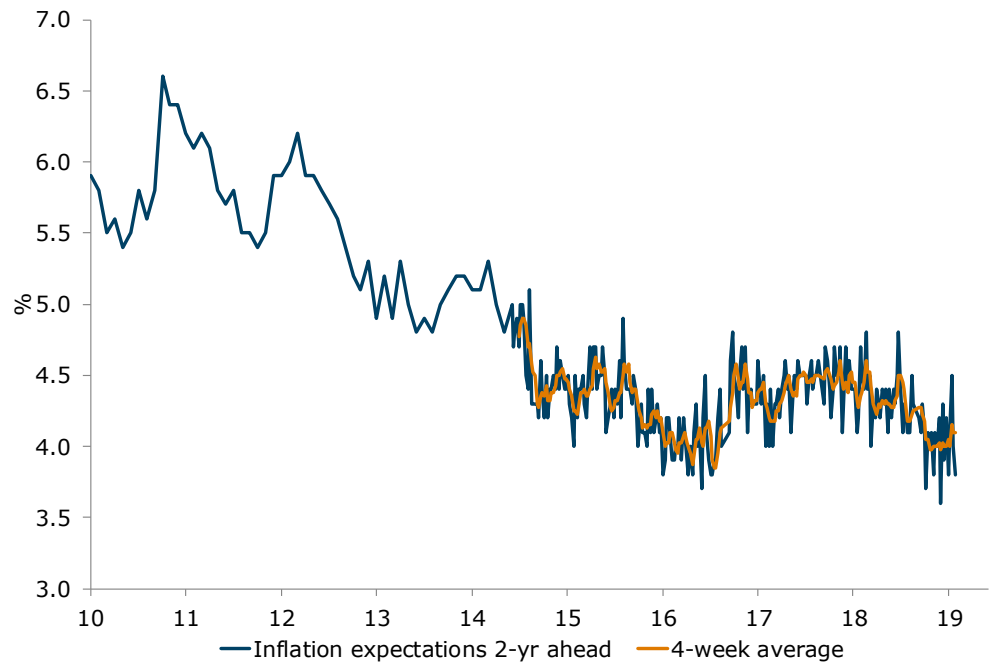
Figure 6. 'Time to buy a household item' in a see-saw pattern



Source: ANZ-Roy Morgan



Figure 7. Four-week moving average inflation expectations stable at 4.1%



* Data from Oct-2014 is weekly.
Data prior to that is monthly.

Source: ANZ-Roy Morgan



Data table

Table 1. ANZ-Roy Morgan Australian Consumer Confidence

	Headline index		Subindices				Inflation Expectations	
	Last week	4-week moving average	1. Financial situation compared to a year ago	2. Financial situation next year	3. Economic conditions next year	4. Economic conditions next 5 years	5. Time to buy a major household item	6. Inflation expectations 2-year ahead (%)
Avg since 2001	116	-	103	124	105	114	134	-
2011 avg	114	-	97	117	101	116	140	6.0
2012 avg	113	-	99	118	97	113	138	5.8
2013 avg	119	-	104	128	106	118	139	5.0
2014 avg	111	-	104	121	94	106	132	4.9
2015 avg	112	-	107	124	94	106	131	4.4
2016 avg	115	-	109	127	99	108	134	4.1
2017 avg	114	-	105	124	100	105	135	4.4
2018 avg	119	-	108	126	109	113	135	4.4
7-Jan-18	122.0	117.4	112.9	129.3	113.7	115.2	138.6	4.3
4-Feb-18	122.7	121.6	108.7	127.5	120.4	117.3	139.5	4.2
11-Feb-18	119.5	120.6	105.9	125.2	113.2	116.5	136.9	4.4
18-Feb-18	115.3	119.6	104.2	123.6	107.0	106.3	135.6	4.7
25-Feb-18	117.9	118.9	110.4	125.5	107.4	112.7	133.5	4.5
4-Mar-18	119.0	117.9	109.3	124.6	112.9	113.7	134.4	4.5
11-Mar-18	116.0	117.1	103.3	123.4	108.9	111.5	133.1	4.7
18-Mar-18	118.5	117.9	109.9	126.6	109.2	112.8	134.2	4.1
25-Mar-18	117.4	117.7	106.5	130.2	101.8	108.7	139.9	4.3
1-Apr-18	115.5	116.9	105.6	127.2	102.5	107.5	134.8	4.7
8-Apr-18	115.1	116.6	104.0	122.9	103.4	108.3	136.8	4.4
15-Apr-18	116.0	116.0	108.8	127.2	103.9	109.3	130.9	4.6
22-Apr-18	118.4	116.3	106.2	129.2	107.4	112.8	136.3	4.4
29-Apr-18	119.2	117.2	108.0	129.5	111.6	112.0	135.1	4.4
6-May-18	119.6	118.3	107.1	125.3	110.6	113.3	141.9	4.4
13-May-18	120.8	119.5	107.9	127.1	113.20	117.5	138.1	4.1
20-May-18	121.6	120.3	110.1	127.8	113.20	115.3	141.7	4.2
27-May-18	117.7	119.9	107.1	122.5	110.5	112.4	136.2	4.7
3-Jun-18	116.5	119.2	105.0	126.5	105.9	108.6	136.2	4.5
10-Jun-18	123.0	119.7	109.1	128.5	115.3	118.0	144.0	4.4
17-Jun-18	122.1	119.8	103.8	132.5	110.9	117.0	146.3	4.8
24-Jun-18	121.4	120.8	106.7	123.9	116.5	117.0	143.0	4.4
1-Jul-18	120.4	121.7	109.7	124.2	108.8	114.1	145.1	4.5
8-Jul-18	120.1	121.0	106.7	126.1	111.7	115.9	139.9	4.0
15-Jul-18	121.5	120.9	108.3	126.7	111.9	117.3	143.2	4.3
22-Jul-18	118.9	120.2	106.2	124.9	107.6	112.7	143.0	4.2
29-Jul-18	119.8	120.1	109.3	127.8	112.0	113.0	136.9	4.4
5-Aug-18	118.9	119.8	109.9	126.2	109.0	114.6	134.6	4.3
12-Aug-18	118.2	119.0	108.8	129.5	107.2	114.2	131.3	4.2
19-Aug-18	114.1	117.8	107.4	119.6	106.3	108.1	129.3	4.4
26-Aug-18	116.5	116.9	108.7	123.3	109.4	114.7	126.5	4.3
2-Sep-18	117.7	116.6	109.2	123.6	107.1	115.5	133.1	4.4
9-Sep-18	116.2	116.1	104.0	126.2	109.3	111.5	130.1	4.1
16-Sep-18	118.0	117.1	107.8	125.7	108.0	115.2	133.1	4.4
23-Sep-18	117.2	117.3	111.6	128.7	106.0	111.8	127.8	4.2
30-Sep-18	118.1	117.4	112.4	127.2	108.2	113.3	129.4	4.4
7-Oct-18	117.3	117.7	110.2	126.4	108.0	111.0	130.9	4.3
14-Oct-18	119.5	118.0	113.8	127.6	105.9	114.7	135.6	4.5
21-Oct-18	112.3	116.8	105.7	123.3	100.2	107.2	125.0	4.8
28-Oct-18	114.6	115.9	109.0	125.2	106.4	110.5	121.9	4.4
4-Nov-18	116.8	115.8	110.9	124.7	104.4	110.1	133.7	4.1
11-Nov-18	119.8	115.9	115.2	127.5	111.7	115.1	129.5	4.3
18-Nov-18	117.8	117.3	106.7	125.2	109.9	116.6	130.7	4.2
25-Nov-18	118.6	118.3	106.2	121.4	115.4	115.7	134.1	4.1
2-Dec-18	119.5	118.9	113.8	124.2	112.5	115.3	131.6	4.1
9-Dec-18	117.7	118.4	113.0	126.3	105.7	115.6	127.9	4.5
16-Dec-18	117.8	118.4	110.7	126.3	105.9	114.6	131.4	4.3
6-Jan-19	115.2	117.6	105.9	127.7	101.5	111.0	130.0	4.2
13-Jan-19	116.8	116.9	108.9	130.3	100.9	108.4	135.1	4.1
20-Jan-19	115.7	116.4	108.6	127.2	104.3	107.6	130.8	4.3
27-Jan-19	116.5	116.1	111.0	126.0	106.1	114.0	125.7	4.1
3-Feb-19	118.1	116.8	114.6	127.7	107.1	115.6	125.3	3.7
10-Feb-19	114.1	116.1	106.5	125.7	103.7	111.2	123.3	4.1
17-Feb-19	115.2	116.0	107.4	130.2	103.5	110.3	124.6	4.0
24-Feb-19	114.1	115.4	106.4	123.3	101.8	110.9	128.2	4.1
3-Mar-19	114.8	114.6	105.0	129.2	102.7	111.4	125.5	3.8
10-Mar-19	109.5	113.4	102.0	122.2	94.6	105.4	123.4	4.1
17-Mar-19	111.9	112.6	108.1	124.3	99.1	105.5	122.8	4.0
24-Mar-19	111.8	112.0	106.6	120.2	99.0	109.3	124.0	4.2
31-Mar-19	114.7	112.0	105.0	120.7	107.0	110.7	130.2	3.6
7-Apr-19	113.2	112.9	103.2	122.8	107.7	111.6	120.6	4.3
14-Apr-19	115.3	113.8	105.4	122.9	112.2	113.3	122.6	3.9
21-Apr-19	119.5	115.7	109.2	129.3	114.4	122.0	122.6	4.2
28-Apr-19	117.6	116.4	106.3	127.4	108.1	118.8	127.5	3.8
5-May-19	117.3	117.4	106.5	125.9	112.5	114.5	127.1	4.1
12-May-19	114.8	117.3	108.6	127.6	103.4	110.7	123.9	4.5
19-May-19	117.2	116.7	109.1	129.1	107.3	111.7	129.0	4.0
26-May-19	118.6	117.0	110.4	130.1	110.5	116.7	125.3	3.8

Source: ANZ-Roy Morgan



Important notice

[4 April 2019]

This publication is published by Australia and New Zealand Banking Group Limited ABN 11 005 357 522 ("ANZBGL") in Australia. This publication is intended as thought-leadership material. It is not published with the intention of providing any direct or indirect recommendations relating to any financial product, asset class or trading strategy.

The information in this publication is not intended to influence any person to make a decision in relation to a financial product or class of financial products. It is general in nature and does not take account of the circumstances of any individual or class of individuals. Nothing in this publication constitutes a recommendation, solicitation or offer by ANZBGL or its branches or subsidiaries (collectively "ANZ") to you to acquire a product or service, or an offer by ANZ to provide you with other products or services. All information contained in this publication is based on information available at the time of publication. While this publication has been prepared in good faith, no representation, warranty, assurance or undertaking is or will be made, and no responsibility or liability is or will be accepted by ANZ in relation to the accuracy or completeness of this publication or the use of information contained in this publication. ANZ does not provide any financial, investment, legal or taxation advice in connection with this publication.