

# ANZ Active International Equities Portfolio



## Investment strategy and approach

The ANZ Active International Equities Portfolio ('the Portfolio') invests primarily in international equity assets managed by MFS Investment Management (MFS) & LSV Asset Management (LSV). The fund blends together the contrasting styles of MFS and LSV to reduce single manager risk and provide a diversified exposure to international equities. The Portfolio's active currency hedging levels are managed and driven by the views of ANZ's Chief Investment Office and the Private Banking and Advice (PBA) Investment Council.

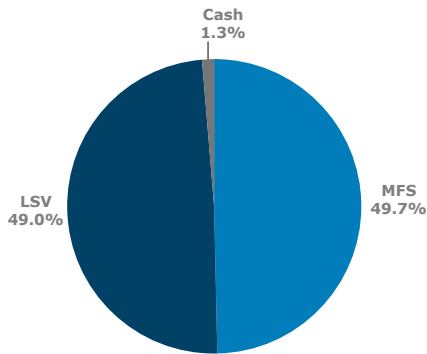
## Portfolio performance (before fees and taxes)

	1mth	3 mths	1 yr	3 yrs (p.a.)	5 yrs (p.a.)	Since inception (p.a.) <sup>3</sup>
Total return <sup>1</sup>	-2.8%	1.7%	32.0%	9.9%	11.7%	10.3%
Benchmark returns <sup>2</sup>	-3.3%	3.0%	28.0%	12.9%	14.8%	13.1%
Value added against benchmark <sup>2</sup>	0.5%	-1.3%	4.0%	-3.0%	-3.1%	-2.8%

1. Total return excludes franking credits  
 2. The relative benchmark is a weighted average return of 70% MSCI World Index (Ex Australia) Net Return in AUD, 30% MSCI World Index (Ex Australia) Net Return hedged to AUD.  
 3. Inception date is 24 July 2014

Figures may not add up due to rounding.

## Allocation between strategies



## Top Holdings

	Stock	Sector	Region	%
1	Comcast Corporation Class A	Communication Services	North America	1.8%
2	Roche Holding Ltd	Health Care	Europe	1.7%
3	Thermo Fisher Scientific Inc.	Health Care	North America	1.7%
4	Oracle Corporation	Information Technology	North America	1.5%
5	Schneider Electric SE	Industrials	Europe	1.5%
6	Medtronic Plc	Health Care	North America	1.4%
7	Visa Inc. Class A	Information Technology	North America	1.4%
8	Accenture Plc Class A	Information Technology	North America	1.3%
9	Diageo plc	Consumer Staples	Europe	1.2%
10	Nestle S.A.	Consumer Staples	Europe	1.1%

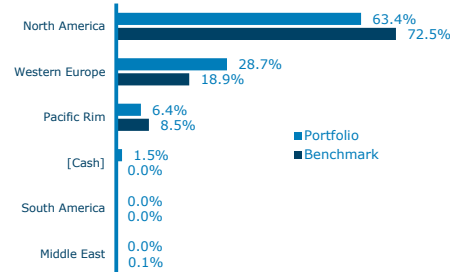
\*Weightings have taken into account hedging, futures and cash

End of month unit price: 1.5057

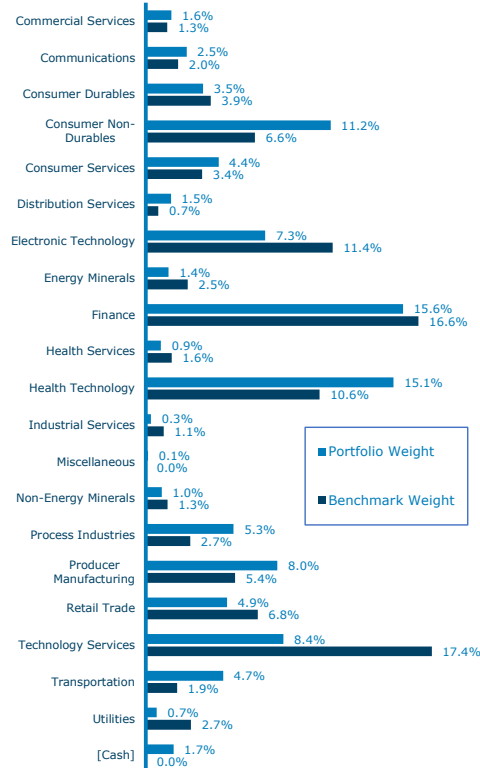
## Hedging strategy

	Current portfolio target	Benchmark
Hedging level	28%	30%

## Geographical Exposure by Region



## Industry Exposure by sector



# ANZ Active International Equities Portfolio



**Launch date**

22 July 2014

**Fund currency**

Australian dollar

**Fees**

Please refer to the relevant PDS and the Investment Menu/Managed Account Profile for more information.

Disclaimer: This information is issued by the Australia and New Zealand Banking Group Limited (ABN 11 005 357 522, AFSL 234 527). The information is current as at 30 September 2021 and is subject to change. The information is general in nature and does not take into account your personal objectives, needs and financial circumstances. You should consider the appropriateness of the information, having regard to your personal objectives, needs and financial circumstances. This information is not to be construed as personal advice, and should not be relied upon as a substitute for professional advice. Although all the information in this document is obtained in good faith from sources believed to be reliable, no representation of warranty, express or implied is made as to its accuracy or completeness. The performance is based on the Model Portfolio. Individual portfolios may differ from this due to factors that include timing of implementation, cash flows and corporate actions. Past performance is not indicative of future performance. The value of investments may rise or fall and the repayment of subscribed capital is not guaranteed.